

Capital Improvements Program

Monthly Report
August 2010



William A. Hough High School

CAPITAL PROGRAM SERVICES Capital Improvements Program

AUGUST 2010 MONTHLY REPORT

PROGRAM OVERVIEW

- Project Management
- Controls
- Quality
- MWSBE
- Bond Progress Summary
- Project Bid Dates - Next 120 Days
- Mobile Swing Space Utilization
- Project Contractor Teams; in Design/Construction and Substantially Completed/Closed
- School Site Location Maps
 - Elementary Schools
 - Middle Schools
 - High Schools & Specialty Schools

PROJECT STATUS REPORTS

MONTHLY PROJECT PHOTOS

MWSBE PARTICIPATION REPORT

PROJECT CONTROLS

- Budget Summary Reports
 - 1997 – 2002 Bond Series
 - 2004 – 2007 Certificates of Participation
 - 2007 Bond Series
 - 2008 Certificates of Participation
- Effectiveness and Efficiency of Financial Management
 - Architect/Engineer Performance Indicators
 - Prototype and Site Adaptation Schedule Information
- Expenditure Summary

PROGRAM OVERVIEW

PROJECT MANAGEMENT

With great excitement the Principals and administrative staff of the new Rocky River and William A. Hough high schools opened for business August 25, 2010. The Principal, administrative staff and teachers were busy during the month preparing their new school for students. Each school held an “open house” August 14, 2010. The contractor work was finished in June giving FF&E teams plenty of time to set up the school well in advance of staff arrival. This was a welcome relief, and they did an exceptional job. This early completion allowed onsite training of the administrative staff for the special building equipment and systems to be conducted without impacting the time needed to welcome staff into a new school and get them situated. Capital Program Services staff was stationed at both schools to help as needed on opening day.

Capital Program Services project management teams continued their work completing the one year warranty projects associated with last year’s school turnovers, and the work was completed before teachers arrived. The contractors completed the last phase of the Harding High School project and began closeout activities at the end of the month. South Mecklenburg High School’s exterior walkway canopy roofing repair work was completed and punch list performed. As reported last month, Ridge Road and Whitewater middle schools experienced heating problems last winter. The cause of the problems has been determined and designs to correct design deficiencies prepared. The remedial work to correct the problems was to be completed over the summer of 2010 but was delayed due to settlement negotiation complications. CPS and Building Services staff held several meetings this month to identify and evaluate temporary solutions to handle the coming cold weather until the problem is resolved and a permanent fix is put in place next summer.

The foundation repair/stabilization work at Providence Spring Elementary was complete mid month and the school was ready for teachers when they arrived. The additional forensic testing needed to better identify the cause of the settlement at Sterling Elementary School was completed last month as planned but the final report did not arrive before the end of the month. CPS has been assured it will be delivered by Labor Day week. Following its receipt a meeting of the parties will be scheduled to determine next steps based on findings from the additional testing.

CPS took informal bids to demolish the old Pinewood Elementary School and work began this month. Once the buildings are removed the long awaited play fields will be built where the buildings once were. This work will continue into the fall. CPS also had one wing of the old Long Creek Elementary School demolished and helped prepare the old campus for use as part of the school system’s Pre-K program.

Design activities for the unexecuted 2007 bond projects are coming to a close and projects are being archived for use when funding is released.

As reported last month the County advised the earliest a bond sale would take place is fall 2011 and no new debt will be taken on by the County until then. CPS staff reductions have been made as a result of this and will continue into the fall.

The CPS ISO9001 design and construction process entered the internal validation stage last month and is still underway. Once validation is complete the process will be internally audited and people trained. When all other Auxiliary Services groups reach the same point the external certification audit will be scheduled.

CPS staff continued work on three quality initiatives. These include: 1) placing CMS design standards in electronic Master Spec format to improve consistency in design review; 2) seeking a “best practice” design and maintenance process for the County mandated “water quality” features that must be incorporated into all major school projects be

they renovations, additions, or new buildings (these are expensive features and costly to maintain and we are seeking a better, less costly solution; and 3) rewriting the door hardware specifications to provide simplification and consistency in application. Additional forward progress was made and work is ongoing.

Considering the reduction in bond funding there will be little construction activity to report on in the coming months.

CONTROLS

Expenditures for this month were \$2.2 million. For the fiscal year to date, the total expenditures are \$4.5 million against our FY 2010-11 Budget of \$14.4 million. The Controls Team is continuing the process of closing out the 2000 and 2002 Bond programs. Remaining 2000 and 2002 bond projects unexpended funds are being accumulated for use on current capital projects. Additionally, we are also continuing close monitoring and accurate reporting on the actual cost to date to meet our cost and cash flow projections. Captured construction cost data is used to prepare financial reports such as detailed cost reports, budget summaries, reconciliation to CMS books, revisions to and updated cash flows, special financial requests by CMS, and the monthly report for this period.

No Bond/COPs related consent items were submitted for Board of Education approval this month.

In addition to closing out the older bond programs, the Controls Team continues the daily processing of invoices, notices of potential change, change orders, pay applications, and check requests for current construction projects. The Controls team continues to submit notices of potential change at school sites so that senior staff can adequately evaluate the issues. This process allows senior staff to provide the proper guidance/direction to the project teams.

QUALITY

When a capital program reaches the size of the CMS program patterns develop in the type and character of problems. The most persistent problems start with design challenges and persist through construction and into the operation of the building. Historically at CMS these issues relate to building envelope failures, HVAC equipment and controls, doors and hardware, and plants and grassing.

- When we talk about building envelope failures we are typically talking about water intrusion or air infiltration. After a comprehensive study of these failures, CMS has led the local design and construction community in adopting enhanced details that significantly improved the delivered buildings. We reported significant improvement starting with the projects delivered in the summer of 2009, and are pleased to report that the two new high schools with a gross area of over 500,000 square feet are performing at a similarly very high level.
- HVAC is and will remain a very challenging subject, but we can report significant progress in the quality of the delivered systems. The two new high schools delivered into operations control fully commissioned. In years past schools operated for months to quarters before the commissioning process could be completed. We can also report that after studying the acoustics related to several high schools. HVAC systems at the new schools are significantly quieter.
- Doors and hardware are the primary barrier to theft, vandalism, and other unwelcomed intrusions. We have studied this as a process and remain cautious about releasing the permanent keys to our contractors. Although this protects the chain of custody related to locks, it also slides the punch list and final acceptance to after the FF&E is well underway. We are pleased to report that the new buildings opened in a fully secured and operational state.

- Plants and grass are more than aesthetics to a school; they are the first and most effective line of defense to sedimentation and erosion control. Without adequate watering, amendments and soil preparation, grass simply will not survive. Our contractors have made significant progress by using seed mixes with varied species of grasses in preparing the beds and in watering the germinating lawns. Keeping the sites green will be a long term challenge as heavy foot traffic and droughts take a devastating toll on even well-established lawns.

MWSBE

As of August 2010, the overall M/W/SBE utilization percentage is 24.23%, which includes 7.55% of participation by minority contractors, and 14.64% of women contractors, and 2.04% participation of small business contractors. For the total active projects administered the utilization of Minority, Women, and Small Business Contractors on Capital Program Services projects accounts for over \$386,981,092 spent.

The M/W/SBE Office presented to the Board of Education an overview of M/W/SBE utilization for Fiscal year 2009-2010. Overall, the school system achieved its target of spending 26 % of eligible expenditures with M/W/SBE firms. The school district maintained the level of spend and utilization of M/W/SBE by:

- Exceeding the overall aspirational goals in construction, contracted services, and goods ranging from three to 20 percent
- Exceeding the MBE goal in architecture and engineering by one percent and contracted services by 1.4 percent, and increased goods by almost 1.6 percent over fiscal year 2008-2009
- Exceeding WBE goal in construction by 35%, contracted services by 7%, and achieved the goods goal of 3%
- Exceeding SBE goals in contracted services by 1.4 percent, goods by 2.6 percent and increased construction and architecture and engineering by one percent over fiscal year 2008-2009

In addition, team members attended the 33rd Annual Carolinas Minority Supplier Development Council Business Opportunity Conference. The team would like to congratulate Hoyles General Contracting for receiving the 2010 Minority Business Enterprise Category One Supplier of the Year Award. The award is presented to a minority business enterprise that has consistently provided quality products and services. In addition to the awards ceremony, conference attendees participated in a variety of workshops, plenary sessions, and seminars on current issues. The conference concluded with a tradeshow of over 150 exhibitors from North and South Carolina.

BOND PROGRESS SUMMARY

<u>Bond Dollars</u>		Amount Committed/ Pending	Amount Paid to Date	Amount Expended This Period
'96 Bond	\$119.8 M	\$119,830,058	\$119,830,058	\$0
'97 Bond	\$415.0 M	\$414,019,511	\$413,919,583	\$209,076
'99 COPs	\$50.0 M	\$50,000,000	\$50,000,000	\$0
'00 Bond	\$275.5 M	\$274,317,334	\$273,744,204	\$1,092
'02 Bond	\$224.0 M	\$220,337,392	\$219,389,595	(\$42,411)
'04 COPs	\$98.5 M	\$98,500,000	\$98,500,000	\$0
'05 COPs	\$73.9 M	\$73,794,917	\$73,794,917	\$0
'06 COPs	\$154.7 M	\$145,512,049	\$143,667,882	\$8,898
'07 COPs	\$16.5 M	\$15,457,042	\$15,268,143	\$67
'07 Bond	\$516.0 M	\$255,279,970	\$225,241,808	\$1,963,939
'08 COPs	\$58.0 M	\$52,636,221	\$50,581,502	\$54,125
Grand Total	\$2,001.9 M	\$1,719,684,494	\$1,683,937,692	\$2,194,786

As of 08/31/10

PROJECT BID DATES - NEXT 90 DAYS (THROUGH OCTOBER 2010)

School Name

Bid Dates*

Nothing at this time.

** NOTE: Work In Progress...Dates Subject to Change.*

SWING SPACE UTILIZATION

Creating a temporary space for students and staff to occupy during construction on a school's campus has proven to be beneficial to the project's schedule and cost and overall safety and efficiency of school operations. When the renovation or expansion of a facility is performed, and the facility must remain functionally operational, there are benefits to the owner in using swing space. At the conception of this program, several swing space options were identified.

We have successfully utilized both onsite and offsite swings. The most desirable swings are "offsite" ones. Onsite swing using mobiles or modulars likewise has been successfully used. The following is a summary of current swing options in use.

ONSITE SWINGS

School

No. of Mobiles

Status (From – To)

None at this time

Capital Improvements Program
Projects in Design or Under Construction
School Project Teams

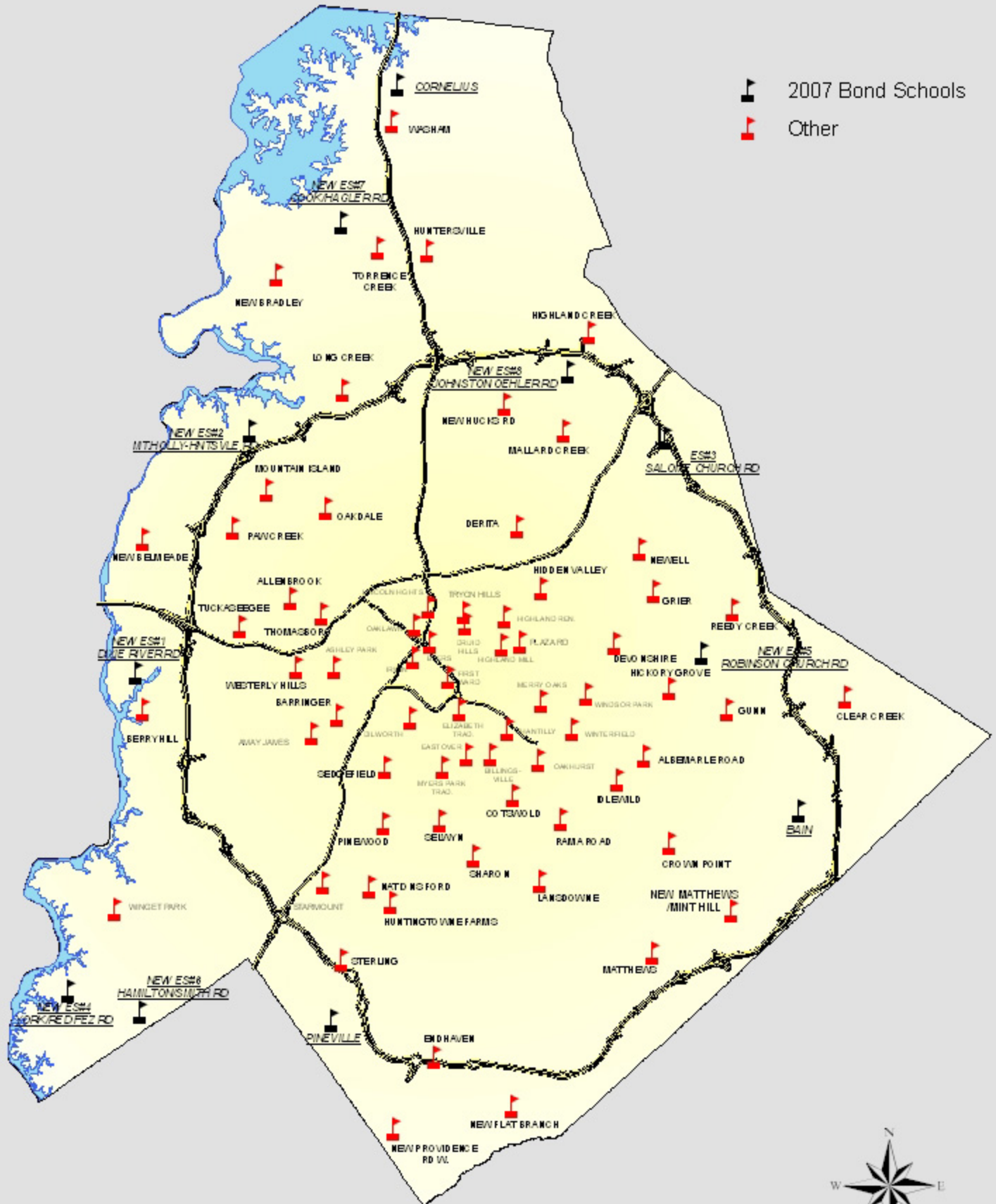
School	Architect	General Contractor
Projects In Design		
Alexander Middle	FWA Group	n/a
Bain Elementary	ADW	n/a
Davidson IB MS	Insight Architects	n/a
E07-04 - Palisades - building package	Wash Hatem Nelson	n/a
E07-04 - Palisades - site package	Site Solutions	n/a
E07-05 - Robinson Church Road	Cort Architectural Group	n/a
E07-07 - Stumptown	ADW	n/a
E07-08 - Johnston Oehler Road	Wash Hatem Nelson	n/a
East Mecklenburg HS	Gantt Huberman Associates	n/a
Garinger High - renovations	Adams Group Architects	n/a
Garinger High - stadium	Site Solutions	Turner Construction
Independence High	Shook Kelly	Shelco, Inc.
McClintock Middle	FWA Group	n/a
Myers Park High	MBAJ Architecture	BE & K Building Group
Newell ES	Perkins Eastman	Shelco, Inc.
Olympic High - stadium	Site Solutions	Turner Construction
Pineville ES	Cort Architectural Group	n/a
Ranson Middle	Morris-Berg	Edifice, Inc.
Vance High	LS3P	n/a
West Mecklenburg High - stadium	Site Solutions	Turner Construction
Projects Under Construction		
Nothing at this time		

Capital Improvements Program
Projects Substantially Completed/Closed *
School Contractor Teams

School	Turnover Year	Architect	General Contractor
Carmel Middle	Jan-08	Shook Kelly	Shelco, Inc.
Ballantyne Elementary	Aug-08	Cort Architectural Group	Shelco, Inc.
Barnette Elementary	Aug-08	Wash Hatem Nelson	Edison Foard
Carmel Middle - Ballfields	Aug-08	Shook Kelly	Lee Morgan, Inc.
Croft Community	Aug-08	Cort Architectural Group	Beam Construction Co., Inc.
Elon Park Elementary	Aug-08	Wash Hatem Nelson	Edifice, Inc.
Marie G. Davis Middle	Aug-08	Shook Kelly	Edison Foard
Whitewater Academy	Aug-08	Wash Hatem Nelson	Sorenson Gross
Northeast Middle	Jan-09	Morris-Berg	Hunter Roberts Construction Group
Quail Hollow Middle	Jan-09	Gantt Huberman Associates	LeChase Construction
Randolph Middle	Jan-09	FWA Group	Sorenson Gross
Alexander Graham Middle	Aug-09	MBAJ Architecture	Hunter Roberts Construction Group
Berewick ES (E07-01)	Aug-09	ADW	Hendrick Construction
Idlewild Elementary	Aug-09	Little Diversified	BE & K Building Group
Long Creek Elementary	Aug-09	ADW	Edifice, Inc.
North Mecklenburg High	Aug-09	Shook Kelly	Shelco, Inc.
Ridge Road Middle	Aug-09	FWA Group	Edison Foard
River Gate ES (E07-06)	Aug-09	ADW	Beam Construction Co., Inc.
River Oaks Academy (E07-02)	Aug-09	Cort Architectural Group	Matthews Construction Co., Inc.
Sedgefield Middle - Phase II	Aug-09	Boney Architects	Beam Construction Co., Inc.
South Mecklenburg High	Aug-09	Little Diversified	BE & K Building Group
Stoney Creek ES (E07-03)	Aug-09	Cort Architectural Group	LeChase Construction
Whitewater Middle	Aug-09	FWA Group	Shelco, Inc.
Harding University High	Dec-09	ADW	Edifice, Inc.
Hough High	Aug-10	Little Diversified	Rodgers Construction
Rocky River High	Aug-10	Little Diversified	Balfour Beatty

* Projects closed prior to 2008 are not shown

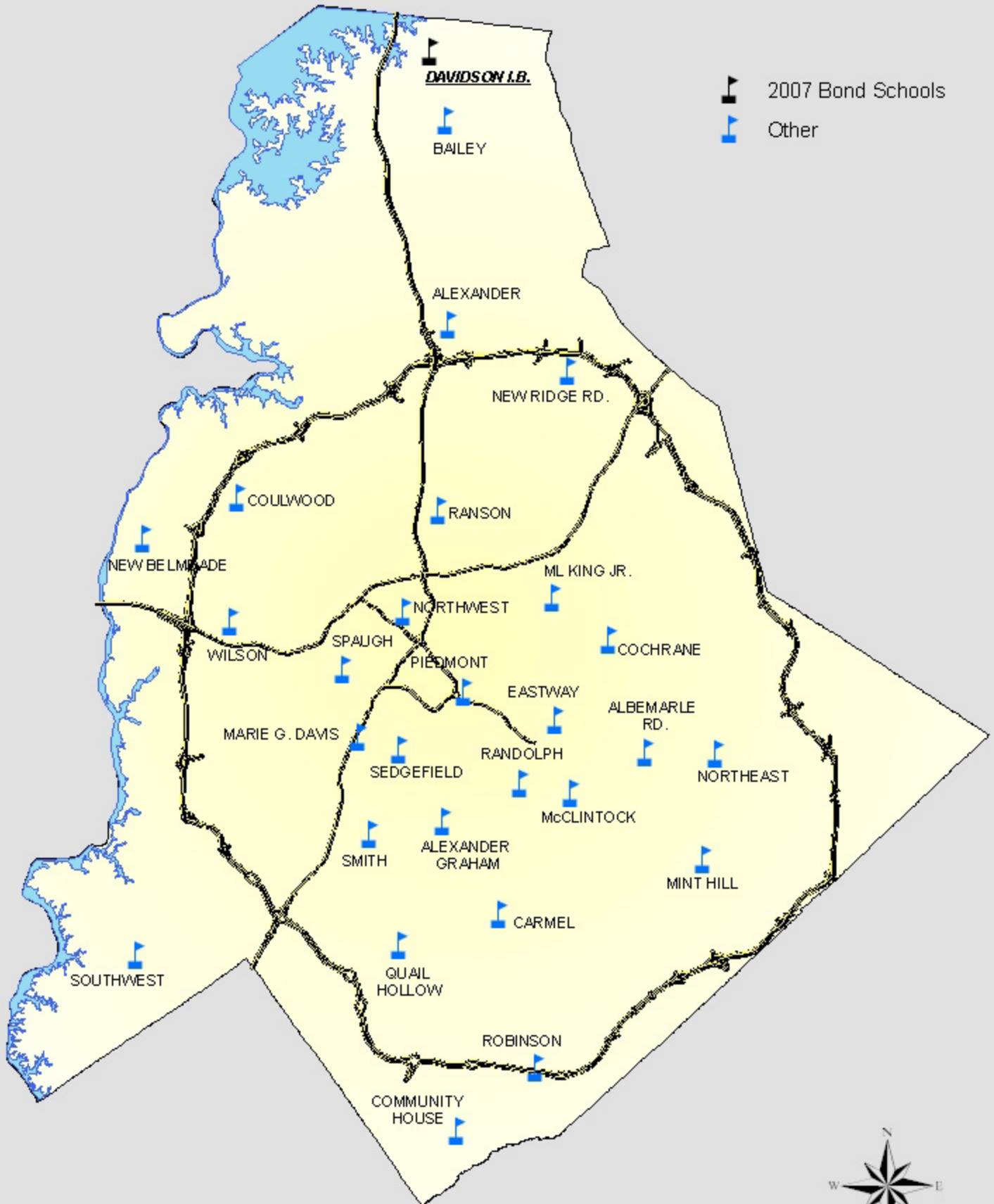
CIP ELEMENTARY SCHOOLS



Real Estate Department
December 2007





CIP MIDDLE SCHOOLS

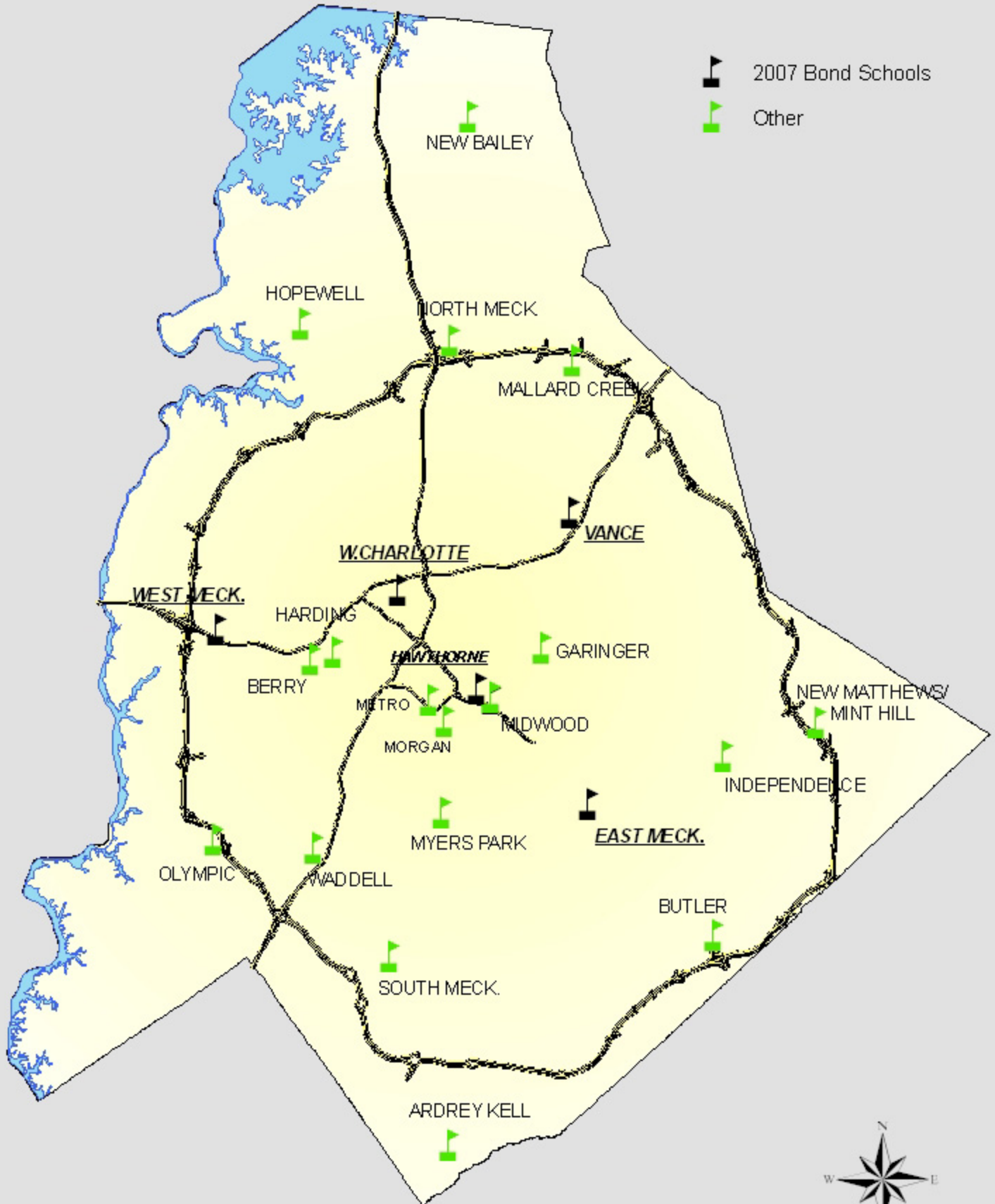


Real Estate Department
December 2007



CIP HIGH SCHOOLS

-  2007 Bond Schools
-  Other



Real Estate Department
December 2007



PROJECT STATUS REPORTS



Monthly Project Status Summary August 2010



Project	Current Project Estimate	Project Scope	** Occupy On	Design Phase	Construction Progress	Project Status
Alexander Graham Middle School ('02)	\$ 21,553,600	Construction of the first phase includes the new 28 classroom building addition and associated renovations. Phase II consists of renovations within the existing buildings on the campus including lighting, ceilings, mechanical and electrical systems, gymnasium upgrades, and miscellaneous finishes updates. A new fire-suppression system will also be provided at the existing buildings.		Complete	92 %	Phase III of this project is closed. The Gymnasium Renovation/Expansion Project was and is currently on hold. Once bond sale constraints are settled, the "occupy on" date will be re-evaluated. The Gymnasium Renovation/Expansion Project is the final part of a multi-phased project. Project has been approved for permit.
Amay James Elementary School (07)	\$ 6,190,360	This project will include renovations to building systems, improved accessibility, and site development work.		Design Development	0 %	The design process has been placed on hold pending final determination of project scope.
Bain Elementary School	\$ 15,300,000	This project will include a full replacement facility in lieu of the renovations to building systems and the kitchen, improvements to acoustics, and classroom additions as originally planned by the Bond.		Construction Documents	0 %	Once bond sale constraints are settled, the "occupy on" date will be re-evaluated. Revisions to hot water, HVAC, ANSI, sanitary sewer, etc. will need to be made prior to resubmittal for permit.
Berewick Elementary School (E07-01)	\$ 17,449,087	A new 39 classroom elementary school. A Park & Rec facility is planned to be included. This project relieves overcrowding at Berryhill ES and Steele Creek ES.	August 2009	Complete	99 %	Project is complete except for work on site stabilization.
Cochrane Middle School ('02)	\$ 16,399,014	Design and construction for complete renovation of existing buildings including plumbing, HVAC, and electrical systems. Building additions/renovations including classrooms, dining, kitchen, music, arts, and workforce development.		Complete	90 %	Phase II of this project is closed. The Kitchen Addition project is on hold based on county funding constraints.
Davidson IB Middle School	\$ 6,227,870	This project will include renovations to building systems, improved accessibility, and site development work.		Schematic	0 %	The project may be a joint use project with the Town of Davidson. Expanded design scope is on hold at 100% SD. Once bond sale constraints are settled, the "occupy on" date will be re-evaluated.
East Mecklenburg High School (07)	\$ 4,310,625	This project includes renovations to MEP systems and the theatrical lighting and sound systems in the auditorium and dressing areas. The area will be sprinkled, and exits will be remodeled to meet ADA requirements.		Complete	0 %	The project design is complete. Due to bond sale constraints the project is on hold. Once these constraints are resolved, the "occupy on" date will be re-evaluated. Project has been approved for permit.

**Monthly Project Status
Summary August 2010**

Project	Current Project Estimate	Project Scope	** Occupy On	Design Phase	Construction Progress	Project Status
Garinger High School ('02)	\$ 15,043,045	Design and construction of the next phase of renovation project. Total project (all phases) will include the renovation of the remaining portions of the facility, and a new gymnasium or auxiliary gym.		Construction Documents	0 %	The contract document drawings for the science and locker room additions are being resubmitted for code review. Once bond sale constraints are resolved, the "occupy on" date will be re-evaluated. Will resubmit to LUESA for permit approval on 9/7/10.
Garinger High School (07) - Track & Field	\$ 2,047,674	Renovation of the football field from natural grass to a synthetic field, renovation/rework to the 6-lane track. Additional scope to be accommodated by the Bond includes the addition of stadium lighting, security cameras, and a new PA system.		Complete	0 %	Due to county bond sale constraints construction is currently on hold. Once bond sale constraints are settled, the "occupy on" date will be re-evaluated.
Harding High School ('06 COPs)	\$ 19,728,854	This project includes design and construction for the first phase of a full renovation/addition project. This phase includes a new three-story classroom and administration building. Renovations include an extensive renovation to the existing two story classroom building, to the existing administration building, the media center building, and the auditorium/classrooms, as well as HVAC modifications to the gymnasium and lockerrooms.	December 2009	Complete	98 %	The summer projects have completed and is in the closeout process.
Hough High School (H07-02)	\$ 57,600,000	A new 258,000SF, 99 classroom prototype high school, including a 634 seat auditorium and 12 vocational classrooms. The project also includes a 4000 seat stadium with track, synthetic turf, field house, and the Bailey Road extension/connector road. This project relieves overcrowding at North Mecklenburg HS and Hopewell HS.	August 2010	Complete	98 %	William A. Hough High School is substantially complete and CMS has installed the furniture, fixtures and equipment. The Bailey Road extension project is complete. The storm water rain gardens are complete with specialized plantings installed. The building mechanical, electrical and plumbing systems have been commissioned for operation. School opened for students and staff on August 25, 2010.
Idlewild Elementary School ('06 COPs)	\$ 15,645,462	This project includes design and construction of a full renovation/addition project including the demolition of older portions of the existing building. The existing media center and classroom wing will remain. The project includes a two-story building addition that will include administration, classrooms, and cafeteria, and associated sitework.	August 2009	Complete	100 %	The project is complete.
Independence High School (07)	\$ 11,695,791	Additions and renovations to physical education, athletic facilities, and administrative support facilities. The existing gym will become an auxiliary gym. A new addition will be constructed to house the Admin offices and new main entry to the school. Existing admin office to be renovated for student services and other support space.		Complete	0 %	This project has completed the construction document phase for the admin offices and new gym addition and has been approved for full permit. Once CMBE bond sale constraints are settled, the "occupy on" date will be re-evaluated. Expect final permit approval 9/8/10.
Long Creek Elementary School	\$ 17,667,002	On-site replacement of the existing multi-building campus. This project does not include any demolition, although it is planned for the future.	August 2009	Complete	98 %	The school replacement project is complete. The storm water project is scheduled for summer 2011.

**Monthly Project Status
Summary August 2010**

Project	Current Project Estimate	Project Scope	** Occupy On	Design Phase	Construction Progress	Project Status
McClintock Middle School (07)	\$ 24,901,425	This project includes a replacement facility consisting of a 54 classroom clone. The project was originally included as a renovation project.		Complete	0 %	Construction documents had originally been approved for building permit, however, an Additional Cycle Review and resubmission to LUESA will be required before construction can begin. The A/E team is incorporating revisions and changes that were brought about from previous projects' lessons learned and guideline changes. Revision work to documents is currently 95% complete. Resubmitted to LUESA for review on 8/16/10.
Myers Park High School (07)	\$ 14,659,392	This project will add a new gymnasium connected to the current gym. The current gym will become the auxiliary gym. Additional restroom facilities are planned adjacent to the newly constructed gym. Additionally, scope to be accommodated by the Bond includes new windows in the Language Arts building, media center, and cafeteria, new flooring, a new mechanical system, and rest room updates in the Language Arts building.		Construction Documents	0 %	The construction documents are being resubmitted to code officials. Once bond sale constraints are resolved, the "occupy on" date will be re-evaluated. Resubmitted to LUESA. Review will begin 9/13/10.
New Johnston Oehler Rd Elementary School (E07-08)	\$ 18,585,600	A new 39 classroom elementary school. This project relieves overcrowding at Highland Creek ES.		Construction Documents	0 %	Once CMBE bond sale constraints are settled, the "occupy on" date will be re-evaluated. Revisions to hot water, HVAC, ANSI, sanitary sewer, etc. will need to be made prior to resubmittal for permit.
New Palisades Elementary School (E07-04)	\$ 16,896,000	A new 39 classroom elementary school. This project relieves overcrowding at Winget Park ES and Lake Wylie ES.		Complete	0 %	Contract Documents have been submitted and approved by all authorities having jurisdiction for permits. Once CMBE bond sale constraints are settled, the "Occupancy On" date will be re-evaluated. Project has been approved for permit.
New Robinson Church Rd Area ES (E07-05)	\$ 16,896,000	A new 39 classroom elementary school. This project relieves overcrowding at Hickory Grove ES. Additionally a pre-k wing, originally planned for Joseph W. Grier Academy, will be attached to the school.		Construction Documents	0 %	Once the bond sale constraints are resolved, the "occupy on" date will be reevaluated. At that time, necessary revisions to the drawings, in order to update the design to new code requirements, will need to be reviewed/ incorporated. Revisions to hot water, HVAC, ANSI, sanitary sewer, etc. will need to be made prior to resubmittal for permit.
New Stumptown ES (E07-07)	\$ 18,585,600	A new 39 classroom elementary school. This project relieves overcrowding at JV Washam ES and Torrence Creek ES.		Complete	0 %	Was submitted to all authorities having jurisdiction and approved for Building Permit. The designer has made all corrections to the design documents to address change order work from the previous clone projects and also to pick up the new Owner directives and guidelines. Once CMBE Bond Sale constraints are settled, the "Occupancy On" date will be re-evaluated. Final drawings submitted to LUESA. Awaiting final LUESA approval.

**Monthly Project Status
Summary August 2010**

Project	Current Project Estimate	Project Scope	** Occupy On	Design Phase	Construction Progress	Project Status
Newell Elementary School (07)	\$ 11,270,401	This project will include renovations to building systems and the kitchen, improvements to acoustics, and classroom additions. Additional parking and sitework is expected.		Schematic	0 %	The designer has completed the new schematic design. Due to continued budget constraints, this project has been put on "hold" at this phase. Once bond sale constraints are resolved, the "occupy on" date will be reevaluated, and the design effort will restart.
North Mecklenburg High School ('02)	\$ 14,582,179	Design and construction for the stadium renovation, classroom addition project, and site modifications including new parking lots and new tennis courts.	August 2009	Complete	100 %	Project is Completed
Northeast Middle School	\$ 17,236,210	The project includes renovation of approximately 125,000 SF of buildings constructed in 1976 and 1981, new gymnasium addition of approximately 16,900 SF, and extended parking. The scope of work includes architectural, MEP, and fire protection renovations, telecommunications system upgrades, and expansion of the existing cafeteria into the existing gymnasium. Sitework renovations include improvements to the parking lots, parking circulation, and storm water drainage.	January 2009	Complete	100 %	Project is Complete.
Northwest Middle/High	\$ 8,830,210	The scope includes a new gymnasium, conversion of the existing gymnasium into a new kitchen/cafeteria, site improvements, life safety upgrades, improved bus and car parking and waterline extension. Phase II converts the old kitchen/cafeteria into classrooms and improves site circulation and adds site amenities.	January 2009	Complete	100 %	This project is complete.
Olympic High School (07) - Stadium, Track & Field	\$ 8,573,640	Construction of a new 4000 seat stadium and field house including concession stands and restroom facilities. Replacement of the existing track and installation of artificial turf.		Complete	0 %	Due to county bond sale constraints, the construction is currently on hold. The "occupy on" date will be updated when the contract is awarded. Project to be resubmitted to LUESA on 9/3/10 for permit review.
Pineville Elementary School	\$ 15,300,000	Project will include the design and construction of a 39 classroom replacement facility in lieu of the renovation originally planned.		Complete	0 %	The second round of code review of the LEED modified drawings occurred in June. A bid date has not been determined, due to current bond sale constraints. Final drawings to be delivered to LUESA for approval.
Quail Hollow Middle School	\$ 15,757,860	The project includes renovations and additions to existing buildings constructed in 1963, 1964, 1967, and 1991; approximately 129,926 SF of renovations and 17,116 SF of additions. The renovation scope of work includes architectural, MEP, telecommunication systems, and fire protection system upgrades throughout the existing facility. Sitework includes parking lot, circulation, landscaping, and minor drainage improvements. The completed facility will have 57 classrooms.	January 2009	Complete	98 %	The project is complete. Kitchen HVAC improvements project's construction is currently on hold pending funding approval and release due to county bond sale constraints. The "occupy on" date will be updated when the contract is awarded. Approved for permit.

**Monthly Project Status
Summary August 2010**

Project	Current Project Estimate	Project Scope	** Occupy On	Design Phase	Construction Progress	Project Status
Randolph Middle School	\$ 15,171,016	The project includes renovations and additions to the existing facilities constructed in 1967 and 1981. The work includes approximately 124,000 SF of renovations and 7,000 SF of addition work including new kitchen areas, gym access stairs, and student restrooms. The scope of work includes renovations to architectural, MEP, telecommunications, and fire protection system upgrades throughout the existing facility. Sitework includes a new parking area, landscaping, exterior concrete sidewalks, concrete paving, and associated storm drainage systems. The complete facility will have 52 classrooms.	January 2009	Complete	100 %	The project is complete.
Ranson Middle School (07)	\$ 20,672,850	This project will include the renovation of Bldg. B and Bldg. C. The design will bring the buildings together to function as one building as much as practical.		Construction Documents	0 %	The actual start date for this project has been postponed, due to current constraints on bond sales. This is a multi-year, CM@Risk project. Morris Berg incorporating DOI comments and will then deliver to LUESA for final approval.
Ridge Road Middle School	\$ 22,600,000	A new 54 classroom prototype middle school. This project relieves overcrowding at Alexander MS.	August 2009	Complete	100 %	The project is complete. Modifications to the HVAC are scheduled to be executed Summer 2011.
River Gate Elementary School (E07-06)	\$ 14,500,000	A new 39 classroom elementary school. This project relieves overcrowding at Winget Park ES and Lake Wylie ES. (This project is also referred to as new Youngblood/Steele Creek Road ES.)	August 2009	Complete	100 %	Project is complete.
River Oaks Academy (E07-02)	\$ 15,000,000	A new 39 classroom elementary school. This project relieves overcrowding at Mountain Island ES and Paw Creek ES.	August 2009	Complete	100 %	Project is complete.
Rocky River High School (H07-01)	\$ 53,600,000	A new 258,000SF, 99 classroom prototype high school, including a 600+ seat auditorium and 12 vocational classrooms. The project also includes a 4000 seat stadium with track, synthetic turf and field house. This project relieves overcrowding at Independence HS, Butler HS, and East Mecklenburg HS.	August 2010	Complete	99 %	The building is being occupied by staff and students. The project is in the closeout process.
Sedgefield Middle School ('02)	\$ 15,505,987	Complete renovation of the existing building including HVAC, plumbing, and electrical systems. A building addition is also included as well as upgrading the track and field.	August 2009	Complete	98 %	The track renovation project is on hold due to bond sale constraints.
South Mecklenburg High School ('06 COPs)	\$ 16,100,467	This project includes design and construction of a new three-story science and technology classroom building. The project also includes demolition of two single story classroom buildings to accommodate the new building, associated sitework, and tennis courts.	August 2009	Complete	97 %	Parking lot plans approved for permit but the project is on hold. Canopy roofing and cafeteria door entrance projects are complete.
Stoney Creek Elementary School (E07-03)	\$ 15,000,000	A new 39 classroom elementary school. This project relieves overcrowding at University Meadows ES and Newell ES.	August 2009	Complete	100 %	The project is Completed.

Monthly Project Status
Summary August 2010

Project	Current Project Estimate	Project Scope	** Occupy On	Design Phase	Construction Progress	Project Status
Vance High School	\$ 15,421,450	Construction of a multi-story 25 classroom building addition.		Complete	0 %	This project has been approved for building permits by all authorities having jurisdiction.
West Mecklenburg High	\$ 8,196,600	Construction of a new 4000 seat stadium and field house including concession stands and restroom facilities and installation of artificial turf.		Complete	0 %	Due to county bond sale constraints, construction is currently on hold. The "occupy on" date will be updated when the contract is awarded. Project has been approved for permit.
Whitewater Middle School	\$ 21,400,000	A new 54 classroom prototype middle school. This project relieves overcrowding at Coulwood MS and Wilson MS.	August 2009	Complete	99 %	Project is substantially complete. Modifications to the HVAC will be executed Summer 2011.

MONTHLY PROJECT PHOTOS



Rocky River High School (H07-01)
Main Entrance



Rocky River High School (H07-01)
Gymnasium



Hough High School (H07-02)
Main Entrance



Hough High School (H07-02)
Media Center

M/WBE PARTICIPATION REPORT

Contract Status Report - MWBE Participation Commitments

Charlotte Mecklenburg Schools
96/97 Capital Improvements Program

Report Date 9/3/2010
9/3/2010 8:55:44 AM
August 2010 Monthly Report

Project Contractor	Contract Amount	African American MBE \$	AA MBE %	Other MBE \$	Other MBE %	Total MBE \$	Total MBE %	WBE \$	WBE %	SBE \$	SBE%	Total MWSBE	Total MWSBE
02 Unallocated	7,190,079	806	0.01%	153,139	2.13%	153,945	2.14%	170,253	2.37%			324,198	4.51%
2000 Bonds - Unallocated	3,914,688	3,821	0.10%	751,361	19.19%	755,182	19.29%	244,128	6.24%			999,310	25.53%
2006 Mandates / Initiatives / Lifecycle	14,679,833	219	0.00%	26,675	0.18%	26,894	0.18%	547,872	3.73%			574,766	3.92%
2007 Legal Mandates & Unallocated	20,157,139			202,784	1.01%	202,784	1.01%	17,710	0.09%			220,494	1.09%
5th Floor Government Center	456,720	13,000	2.85%	90,000	19.71%	103,000	22.55%	174	0.04%			103,174	22.59%
Albemarle Road Elementary (02)	3,958,491	896,068	22.64%	232,097	5.86%	1,128,165	28.50%	269,182	6.80%	19,010	0.48%	1,416,356	35.78%
Albemarle Road Elementary School	4,198,327	855,244	20.37%	147,659	3.52%	1,002,902	23.89%	277,288	6.60%	1,380	0.03%	1,281,570	30.53%
Albemarle Road Middle School	5,842,753	943,641	16.15%	96,537	1.65%	1,040,178	17.80%	814,920	13.95%	68,151	1.17%	1,923,250	32.92%
Alexander Graham Middle School	3,818,878	130,311	3.41%	96,741	2.53%	227,051	5.95%	256,267	6.71%	53,891	1.41%	537,209	14.07%
Alexander Graham Middle School (02)	15,765,360	880,575	5.59%	679,840	4.31%	1,560,415	9.90%	1,472,405	9.34%	18,217	0.12%	3,051,038	19.35%
Alexander Middle School	3,472,655	6,059	0.17%	164,311	4.73%	170,370	4.91%	147,215	4.24%	32,000	0.92%	349,584	10.07%
Alexander Middle School (02)	666,808	9,000	1.35%	35,000	5.25%	44,000	6.60%	14,286	2.14%	120,800	18.12%	179,086	26.86%
Allenbrook Elementary School	3,063,108	21,866	0.71%	76,265	2.49%	98,131	3.20%	411,050	13.42%			509,181	16.62%
Amay James Elementary School (07)	160,860			42,300	26.30%	42,300	26.30%	11,943	7.42%			54,243	33.72%
Amay James Montessori School	447,977	6,284	1.40%			6,284	1.40%	77,711	17.35%			83,995	18.75%
Ardrey Kell High School (H02-01)	44,364,345	1,632,128	3.68%	832,436	1.88%	2,464,565	5.56%	3,079,554	6.94%	45,275	0.10%	5,589,393	12.60%
Ashley Park Elementary School	7,702,900	121,707	1.58%	227,283	2.95%	348,991	4.53%	1,239,338	16.09%	4,934	0.06%	1,593,263	20.68%
Bailey Middle School (M02-01)	22,602,979	2,429,519	10.75%	1,417,228	6.27%	3,846,747	17.02%	2,020,626	8.94%	18,234	0.08%	5,885,607	26.04%
Bain Elementary School	819,467			65,000	7.93%	65,000	7.93%	12,156	1.48%	149,200	18.21%	226,356	27.62%
Ballantyne Elementary School	13,607,852	40,441	0.30%	78,775	0.58%	119,216	0.88%	2,276,226	16.73%			2,395,442	17.60%
Barnette Elementary School	11,794,536	20,033	0.17%	380,869	3.23%	400,902	3.40%	1,784,023	15.13%	157,580	1.34%	2,342,506	19.86%
Barringer Elementary School	10,879,940	84,830	0.78%	199,919	1.84%	284,749	2.62%	771,672	7.09%			1,056,421	9.71%
Berewick Elementary School (E07-01)	15,240,544	19,125	0.13%	1,145,722	7.52%	1,164,847	7.64%	1,428,572	9.37%	184,752	1.21%	2,778,170	18.23%
Berryhill Elementary School	5,681,044	224,580	3.95%	62,111	1.09%	286,691	5.05%	418,432	7.37%	2,147	0.04%	707,269	12.45%
Billingsville Elementary	9,466,464	307,414	3.25%	359,177	3.79%	666,592	7.04%	928,561	9.81%	106,483	1.12%	1,701,636	17.98%
Butler High School	6,439,474	259,438	4.03%	305,154	4.74%	564,592	8.77%	463,023	7.19%	40,410	0.63%	1,068,025	16.59%
Carmel Middle School	18,336,870	122,175	0.67%	309,513	1.69%	431,688	2.35%	3,768,372	20.55%	272,022	1.48%	4,472,082	24.39%
Chantilly Elementary	663,627							323,005	48.67%			323,005	48.67%
Clear Creek Elementary School	7,842,954	827,594	10.55%	155,773	1.99%	983,367	12.54%	367,284	4.68%	26,771	0.34%	1,377,421	17.56%
Cochrane Middle School	3,600,621	37,555	1.04%	19,247	0.53%	56,802	1.58%	394,667	10.96%	5,950	0.17%	457,419	12.70%
Cochrane Middle School (02)	13,802,965	282,855	2.05%	277,102	2.01%	559,957	4.06%	983,722	7.13%	850,047	6.16%	2,393,726	17.34%
Community House Middle School (M00-02)	17,532,731	520,130	2.97%	1,484,180	8.47%	2,004,310	11.43%	3,644,524	20.79%	39,066	0.22%	5,687,900	32.44%
Cotswold Elementary School	11,107,256	238,363	2.15%	224,045	2.02%	462,408	4.16%	1,400,552	12.61%	43,655	0.39%	1,906,615	17.17%
Coulwood Middle School	3,856,016	276,618	7.17%	82,432	2.14%	359,050	9.31%	110,100	2.86%			469,151	12.17%
Croft Community School	12,510,858	12,049	0.10%	52,133	0.42%	64,182	0.51%	11,545,980	92.29%	12,884	0.10%	11,623,046	92.90%
Crown Point Elementary	2,250,624			26,417	1.17%	26,417	1.17%					26,417	1.17%
Davidson IB Middle School	347,454	7,000	2.01%	25,000	7.20%	32,000	9.21%	130,215	37.48%			162,215	46.69%

Project Contractor	Contract Amount	African American MBE \$	AA MBE %	Other MBE \$	Other MBE %	Total MBE \$	Total MBE %	WBE \$	WBE %	SBE \$	SBE%	Total MWSBE	Total MWSBE
Derita Alternative School	1,135,925			57,866	5.09%	57,866	5.09%	150,005	13.21%	49,650	4.37%	257,521	22.67%
Devonshire Elementary School	4,881,455	678,467	13.90%	142,775	2.92%	821,242	16.82%	41,178	0.84%			862,420	17.67%
Devonshire Elementary School (02)	1,707,016	128,569	7.53%	100,955	5.91%	229,524	13.45%	35,841	2.10%			265,365	15.55%
Dilworth Elementary School	11,938,842	105,479	0.88%	371,006	3.11%	476,485	3.99%	2,039,932	17.09%	137,943	1.16%	2,654,361	22.23%
Druid Hills Elementary School	1,902,049	33,272	1.75%	24,288	1.28%	57,560	3.03%	51,846	2.73%			109,406	5.75%
Druid Hills Elementary School (E97-04)	9,249,089	239,776	2.59%	603,758	6.53%	843,534	9.12%	845,816	9.14%			1,689,350	18.27%
E.E. Waddell High School (H97-02)	31,548,731	3,338,498	10.58%	1,328,437	4.21%	4,666,936	14.79%	1,294,648	4.10%	70,095	0.22%	6,031,679	19.12%
East Mecklenburg High School (07)	382,632	262	0.07%	14,588	3.81%	14,850	3.88%	25,844	6.75%			40,694	10.64%
Eastover Elementary School	8,643,234	209,820	2.43%	907,395	10.50%	1,117,216	12.93%	469,686	5.43%	317,280	3.67%	1,904,181	22.03%
Eastway Middle School	17,034,831	412,050	2.42%	562,138	3.30%	974,188	5.72%	1,678,447	9.85%	21,038	0.12%	2,673,674	15.70%
Elizabeth Elementary School	10,608,877	344,763	3.25%	141,982	1.34%	486,745	4.59%	817,092	7.70%	72,460	0.68%	1,376,298	12.97%
Elon Park Elementary School	11,485,207	136,113	1.19%	142,750	1.24%	278,863	2.43%	2,121,532	18.47%	649,739	5.66%	3,050,134	26.56%
Endhaven Elementary (E00-01)	9,886,515	585,825	5.93%	36,580	0.37%	622,405	6.30%	1,645,359	16.64%	7,500	0.08%	2,275,263	23.01%
First Ward Elementary	10,401,792	178,576	1.72%	160,180	1.54%	338,756	3.26%	984,659	9.47%			1,323,415	12.72%
Garinger High School	12,175,169	634,710	5.21%	254,496	2.09%	884,506	7.26%	638,617	5.25%	335,323	2.75%	1,858,446	15.26%
Garinger High School (02)	1,587,380			37,054	2.33%	37,054	2.33%	27,888	1.76%	156,266	9.84%	221,208	13.94%
Garinger High School (07) - Track & Field	120,152							449	0.37%			449	0.37%
Graham Center	1,293,975							506,756	39.16%	3,516	0.27%	510,272	39.43%
Harding High School	5,758,501	21,529	0.37%	121,535	2.11%	143,064	2.48%	435,549	7.56%	259,166	4.50%	837,779	14.55%
Harding High School (06 COPs)	18,197,289	203,253	1.12%	846,181	4.65%	1,049,435	5.77%	3,485,380	19.15%	779,247	4.28%	5,314,061	29.20%
Hawthorne Middle School	18,960												
Hickory Grove Elementary	12,819,430	133,340	1.04%	283,628	2.21%	416,968	3.25%	2,471,920	19.28%			2,888,888	22.54%
Hidden Valley Elementary School	3,066,999	21,374	0.70%	47,309	1.54%	68,683	2.24%	193,210	6.30%			261,893	8.54%
Highland Creek Elementary School (E02-01)	14,183,742	295,503	2.08%	76,030	0.54%	371,534	2.62%	2,407,629	16.97%	38,318	0.27%	2,817,480	19.86%
Highland Mill Montessori	7,682,755	206,245	2.68%	72,883	0.95%	279,128	3.63%	494,492	6.44%	452	0.01%	774,071	10.08%
Highland Renaissance Academy	10,262,571	149,462	1.46%	164,943	1.61%	314,405	3.06%	325,068	3.17%			639,473	6.23%
Hopewell High School (COP's '05)	5,885,707	410,639	6.98%	104,338	1.77%	302,177	5.13%	115,238	1.96%	4,922,981	83.64%	5,340,396	90.73%
Hopewell High School (H97-01)	29,994,865	3,839,121	12.80%	392,775	1.31%	4,231,896	14.11%	1,122,406	3.74%			5,354,302	17.85%
Hough High School (H07-02)	50,183,491			249,790	0.50%	249,790	0.50%	44,833,953	89.34%			45,083,743	89.84%
Huntersville Elementary School	5,949,805	842,423	14.16%	227,350	3.82%	1,069,773	17.98%	285,559	4.80%	53	0.00%	1,355,385	22.78%
Huntingtowne Farms Elementary School	7,859,536	747,613	9.51%	260,171	3.31%	1,007,784	12.82%	990,714	12.61%	55,123	0.70%	2,053,621	26.13%
Idlewild Elementary School	3,073,058	439,810	14.31%	276,696	9.00%	716,506	23.32%	176,489	5.74%			892,995	29.06%
Idlewild Elementary School (06 COPs)	13,432,323	21,804	0.16%	246,432	1.83%	268,236	2.00%	2,493,937	18.57%	10,274	0.08%	2,772,446	20.64%
Independence High School	15,640,815	146,443	0.94%	208,326	1.33%	354,769	2.27%	1,380,554	8.83%	942	0.01%	1,736,266	11.10%
Independence High School (07)	1,291,201			24,845	1.92%	24,845	1.92%	105,680	8.18%			130,525	10.11%
Irwin Avenue Elementary	211,659	135,128	63.84%			135,128	63.84%	16,480	7.79%			151,608	71.63%
J.V. Washam Elementary School	14,446,435	42,796	0.30%	205,686	1.42%	248,482	1.72%	1,352,157	9.36%	5,503	0.04%	1,606,142	11.12%
Jay M. Robinson Middle School (M97-02)	16,371,477	54,782	0.33%	315,698	1.93%	370,480	2.26%	2,472,684	15.10%			2,843,163	17.37%
JH Gunn Elementary School	12,000,841	212,939	1.77%	818,997	6.82%	1,031,936	8.60%	1,373,748	11.45%			2,405,684	20.05%
Job Order Contract Work								575,000				575,000	
Joseph W. Grier Academy (07)	91,392	26,000	28.45%	269	0.29%	26,269	28.74%	3,000	3.28%			29,269	32.03%

Project Contractor	Contract Amount	African American MBE \$	AA MBE %	Other MBE \$	Other MBE %	Total MBE \$	Total MBE %	WBE \$	WBE %	SBE \$	SBE%	Total MWSBE	Total MWSBE
Joseph W. Grier Academy (E97-01)	9,351,712	151,789	1.62%	117,067	1.25%	268,857	2.87%	626,871	6.70%			895,728	9.58%
Lansdowne Elementary School	4,644,677	34,776	0.75%	289,893	6.24%	324,669	6.99%	161,995	3.49%			486,664	10.48%
Lincoln Heights Elementary	10,108,124	1,010,296	9.99%	181,228	1.79%	1,191,524	11.79%	375,503	3.71%	45,000	0.45%	1,612,027	15.95%
Long Creek Elementary School	15,335,358	141,049	0.92%	491,657	3.21%	632,706	4.13%	2,730,764	17.81%	621,317	4.05%	3,984,786	25.98%
Mallard Creek Elementary School	2,949,934	67,195	2.28%	58,920	2.00%	126,115	4.28%	89,582	3.04%			215,697	7.31%
Mallard Creek High School (H02-02)	52,475,063	564,011	1.07%	1,052,868	2.01%	1,616,879	3.08%	7,795,940	14.86%	688,638	1.31%	10,101,457	19.25%
Marie G. Davis Military and Global Leadership Academy	19,076,042	579,922	3.04%	253,008	1.33%	832,930	4.37%	1,381,165	7.24%	361,246	1.89%	2,575,342	13.50%
Martin Luther King, Jr. Middle School (M00-01)	17,615,280	2,095,567	11.90%	1,660,214	9.42%	3,755,781	21.32%	1,330,606	7.55%			5,086,386	28.87%
Matthews Elementary School	5,109,513	108,353	2.12%	183,285	3.59%	291,639	5.71%	240,232	4.70%	360	0.01%	532,230	10.42%
McClintock Middle School	3,557,019	78,021	2.19%	102,844	2.89%	180,865	5.08%	560,189	15.75%			741,054	20.83%
McClintock Middle School (07)	1,579,934	9,988	0.63%	63,353	4.01%	73,341	4.64%	264,416	16.74%	20,700	1.31%	358,457	22.69%
Merry Oaks Elementary School	10,801,844	749,604	6.94%	869,331	8.05%	1,616,874	14.97%	472,831	4.38%	749,640	6.94%	2,839,345	26.29%
Metro School	21,496,921	570,267	2.65%	374,210	1.74%	944,477	4.39%	4,357,334	20.27%			5,301,812	24.66%
Midwood Center	6,459,942	29,032	0.45%	166,119	2.57%	195,150	3.02%	203,094	3.14%	3,826,626	59.24%	4,224,870	65.40%
Mint Hill Middle School (M97-01)	17,894,998	1,037,344	5.80%	90,170	0.50%	1,127,514	6.30%	804,682	4.50%			1,932,195	10.80%
Morgan School @ Old Metro	2,255,911	2,945	0.13%	94,780	4.20%	97,725	4.33%	635,899	28.19%	70,883	3.14%	804,506	35.66%
Mountain Island Elementary School (E97-03)		658,682		136,718		795,400		369,735				1,165,135	
Mountain Island Elementary School (E97-03)	10,227,508	61,744	0.60%	37,925	0.37%	99,669	0.97%	46,801	0.46%			146,471	1.43%
Myers Park Elementary School	14,047,056	469,724	3.34%	373,182	2.66%	842,906	6.00%	2,208,217	15.72%	446	0.00%	3,051,569	21.72%
Myers Park High School	15,516,666	362,491	2.34%	577,953	3.72%	940,444	6.06%	1,267,709	8.17%	290,688	1.87%	2,498,841	16.10%
Myers Park High School (07)	763,828	1,511	0.20%			1,511	0.20%	48,768	6.38%			50,279	6.58%
Nations Ford Elementary School	2,566,580	108,295	4.22%	49,370	1.92%	157,665	6.14%	1,589,216	61.92%	82	0.00%	1,746,963	68.07%
New Idlewild Road Area Elementary School (E02-02)	589,508	551,636	93.58%			551,636	93.58%	4,627	0.78%			556,263	94.36%
New Johnston Oehler Rd Elementary School (E07-08)	783,329			47,509	6.06%	47,509	6.06%	116,600	14.89%	21,900	2.80%	186,009	23.75%
New Palisades Elementary School (E07-04)	968,554			52,009	5.37%	52,009	5.37%			17,500	1.81%	69,509	7.18%
New Robinson Church Rd Area ES (E07-05)	1,047,549	15,500	1.48%	185,544	17.71%	201,044	19.19%	37,411	3.57%	18,500	1.77%	256,955	24.53%
New Stumptown ES (E07-07)	854,192			45,000	5.27%	45,000	5.27%	121,480	14.22%			166,480	19.49%
Newell Elementary School	3,990,523	56,576	1.42%	146,873	3.68%	203,448	5.10%	376,300	9.43%	360	0.01%	580,108	14.54%
Newell Elementary School (07)	1,071,561	13,552	1.26%	57,487	5.36%	71,038	6.63%	14,880	1.39%			85,918	8.02%
North Mecklenburg High School	8,328,806	99,359	1.19%	290,884	3.49%	390,244	4.69%	340,074	4.08%			730,318	8.77%
North Mecklenburg High School (02)	13,674,498	684,476	5.01%	67,758	0.50%	752,234	5.50%	1,706,508	12.48%	1,474,750	10.78%	3,933,491	28.77%
Northeast Middle School	15,614,905	366,073	2.34%	522,526	3.35%	888,599	5.69%	1,402,977	8.98%	159,178	1.02%	2,450,753	15.69%
Northwest Middle/High	8,681,742	248,219	2.86%	87,021	1.00%	335,240	3.86%	1,161,644	13.38%	113,492	1.31%	1,610,376	18.55%
Oakdale Elementary School	12,421,782	207,344	1.67%	1,414,363	11.39%	1,621,707	13.06%	287,236	2.31%	70,738	0.57%	1,979,681	15.94%
Oakhurst Elementary School	10,556,593	899,134	8.52%	1,472,833	13.95%	2,371,967	22.47%	837,979	7.94%			3,209,946	30.41%
Oaklawn Elementary School	7,405,889	65,440	0.88%	158,271	2.14%	223,711	3.02%	616,251	8.32%			839,962	11.34%
Olde Providence Elementary School	1,130,189							6,654	0.59%			6,654	0.59%
Olympic High School	6,147,183	332,042	5.40%	149,597	2.43%	481,640	7.84%	383,564	6.24%	16,054	0.26%	881,258	14.34%
Olympic High School (07) - Stadium, Track & Field	460,743	8,284	1.80%	51,034	11.08%	59,317	12.87%	15,098	3.28%			74,416	16.15%
Operations or Job Order Contract Work	2,333,402							575,000	24.64%			575,000	24.64%
Phillip O. Berry Academy of Technology	43,851,028	1,358,124	3.10%	352,946	0.80%	1,711,070	3.90%	7,125,870	16.25%	555	0.00%	8,837,494	20.15%

Project Contractor	Contract Amount	African American MBE \$	AA MBE %	Other MBE \$	Other MBE %	Total MBE \$	Total MBE %	WBE \$	WBE %	SBE \$	SBE%	Total MWSBE	Total MWSBE
Piedmont Open Middle School	15,294,189	684,464	4.48%	1,021,858	6.68%	1,706,323	11.16%	1,309,887	8.56%	99,563	0.65%	3,115,773	20.37%
Pineville Elementary School	1,108,242	15,500	1.40%	4,672	0.42%	20,172	1.82%	132,334	11.94%	12,100	1.09%	164,605	14.85%
Pinewood Elementary School	10,728,485	178,956	1.67%	303,361	2.83%	482,316	4.50%	697,723	6.50%	36,182	0.34%	1,216,221	11.34%
Plaza Road Preschool	1,178,760	2,462	0.21%	175,534	14.89%	177,996	15.10%	5,807	0.49%			183,803	15.59%
Polo Ridge Elementary School	12,751,407	143,907	1.13%	202,588	1.59%	346,495	2.72%	2,076,648	16.29%	12,500	0.10%	2,435,643	19.10%
Providence Spring Elementary (E97-02)	9,420,597	684,480	7.27%	81,501	0.87%	765,981	8.13%	806,093	8.56%			1,572,074	16.69%
Quail Hollow Middle School	14,525,838	401,347	2.76%	1,859,803	12.80%	2,261,150	15.57%	1,977,419	13.61%	46,141	0.32%	4,284,710	29.50%
Rama Road Elementary School	4,864,622	371,430	7.64%	156,853	3.22%	528,283	10.86%	578,838	11.90%	351	0.01%	1,107,472	22.77%
Randolph Middle School	13,990,495	36,874	0.26%	3,003,367	21.47%	3,040,241	21.73%	397,647	2.84%	18,613	0.13%	3,456,501	24.71%
Ranson Middle School	6,952,402	402,925	5.80%	242,541	3.49%	645,466	9.28%	394,637	5.68%	105,885	1.52%	1,145,987	16.48%
Ranson Middle School (07)	1,505,010	48,400	3.22%	29,526	1.96%	77,926	5.18%	82,938	5.51%	18,500	1.23%	179,364	11.92%
Reedy Creek Elementary School	6,027,357	74,405	1.23%	75,548	1.25%	149,953	2.49%	1,196,637	19.85%	41,737	0.69%	1,388,327	23.03%
Ridge Road Middle School	18,987,172	1,661,047	8.75%	2,785,788	14.67%	4,446,834	23.42%	3,010,018	15.85%	57,720	0.30%	7,514,571	39.58%
River Gate Elementary School (E07-06)	12,132,164	684	0.01%	98,859	0.81%	99,543	0.82%	11,272,960	92.92%	10,716	0.09%	11,383,220	93.83%
River Oaks Academy (E07-02)	12,162,613	1,005,204	8.26%	115,055	0.95%	1,120,259	9.21%	2,092,343	17.20%	1,486,010	12.22%	4,698,612	38.63%
Rocky River High School (H07-01)	47,239,228	1,730,296	3.66%	456,428	0.97%	2,186,724	4.63%	3,907,906	8.27%	2,161,222	4.58%	8,255,852	17.48%
School Administration Building Project	159,162			50,000	31.41%	50,000	31.41%					50,000	31.41%
Sedgefield Elementary School	11,530,103	979,425	8.49%	227,728	1.98%	1,207,153	10.47%	1,240,817	10.76%	27	0.00%	2,447,997	21.23%
Sedgefield Middle School	6,314,574	741,686	11.75%	234,639	3.72%	976,325	15.46%	343,856	5.45%			1,320,182	20.91%
Sedgefield Middle School (02)	13,339,332	15,922	0.12%	233,911	1.75%	249,833	1.87%	11,571,150	86.74%	17,957	0.13%	11,838,939	88.75%
Selwyn Elementary School	11,529,645	308,647	2.68%	198,150	1.72%	506,797	4.40%	1,563,176	13.56%	3,656	0.03%	2,073,629	17.99%
Sharon Elementary School	7,649,524	83,381	1.09%	1,006,601	13.16%	1,089,981	14.25%	647,853	8.47%	5,425	0.07%	1,743,259	22.79%
Smith Middle School	5,946,659	388,360	6.53%	81,226	1.37%	469,586	7.90%	79,027	1.33%	1,532	0.03%	550,144	9.25%
South Mecklenburg High - Stadium Replacement	3,149,889	46,596	1.48%			46,596	1.48%	292,966	9.30%			339,562	10.78%
South Mecklenburg High School (06 COPs)	13,570,858	50,358	0.37%	241,081	1.78%	291,439	2.15%	1,607,725	11.85%	96,819	0.71%	1,995,983	14.71%
Southwest Middle School (M97-03)	18,439,467	511,121	2.77%	226,120	1.23%	737,240	4.00%	2,468,354	13.39%	23,375	0.13%	3,228,969	17.51%
Spaugh Middle School	3,219,027	100,987	3.14%	11,473	0.36%	112,459	3.49%	166,225	5.16%	781	0.02%	279,465	8.68%
Starmount Elementary School	2,901,424	92,104	3.17%	395,611	13.64%	487,715	16.81%	160,416	5.53%			648,130	22.34%
Sterling Elementary School	10,842,808	948,049	8.74%	734,751	6.78%	1,682,800	15.52%	387,777	3.58%	446	0.00%	2,071,023	19.10%
Stoney Creek Elementary School (E07-03)	12,545,302	104,468	0.83%	99,160	0.79%	203,627	1.62%	2,223,242	17.72%	14,522	0.12%	2,441,391	19.46%
Structural Improvements	1,501,404	6,700	0.45%	3,954	0.26%	10,654	0.71%	1,707,395	113.72%	2,900	0.19%	1,720,949	114.62%
Thomasboro Elementary School	9,453,471	869,940	9.20%	148,788	1.57%	1,018,728	10.78%	376,657	3.98%	33,220	0.35%	1,428,605	15.11%
Torrence Creek Elementary School (E00-02)	9,628,165	634,036	6.59%	60,100	0.62%	694,136	7.21%	451,195	4.69%	4,035	0.04%	1,149,366	11.94%
Tryon Hills Elementary School	1,901,477	233,244	12.27%	10,318	0.54%	243,562	12.81%	184,676	9.71%			428,237	22.52%
Tuckaseegee Elementary School	10,545,394	308,357	2.92%	132,233	1.25%	440,591	4.18%	1,351,800	12.82%	30,419	0.29%	1,822,810	17.29%
Vance High School	1,131,304			101,385	8.96%	101,385	8.96%	22,255	1.97%	107,500	9.50%	231,140	20.43%
Walter G. Byers Elementary School	9,823,609	850,515	8.66%	493,477	5.02%	1,343,993	13.68%	789,898	8.04%			2,133,891	21.72%
West Mecklenburg High	741,906	120,309	16.22%			120,309	16.22%	78,270	10.55%			198,580	26.77%
Westerly Hills Elementary School	5,845,940	499,203	8.54%	282,493	4.83%	781,697	13.37%	351,994	6.02%			1,133,691	19.39%
Whitewater Academy	13,252,182	109,610	0.83%	288,857	2.18%	398,467	3.01%	1,773,458	13.38%	96,022	0.72%	2,267,947	17.11%
Whitewater Middle School	17,156,184	161,733	0.94%	249,752	1.46%	411,485	2.40%	2,399,066	13.98%	1,676,442	9.77%	4,486,993	26.15%

Project Contractor	Contract Amount	African American MBE \$	AA MBE %	Other MBE \$	Other MBE %	Total MBE \$	Total MBE %	WBE \$	WBE %	SBE \$	SBE%	Total MWSBE	Total MWSBE
Wilson Middle School	5,995,389	551,421	9.20%	191,338	3.19%	742,759	12.39%	370,086	6.17%	5,333	0.09%	1,118,178	18.65%
Windsor Park Elementary School	11,867,692	471,804	3.98%	1,895,912	15.98%	2,367,716	19.95%	1,639,904	13.82%	36,788	0.31%	4,044,408	34.08%
Winget Park Elementary School	14,722,701	857,171	5.82%	69,602	0.47%	926,773	6.29%	2,977,794	20.23%	37,706	0.26%	3,942,274	26.78%
Winterfield Elementary School	8,650,460	28,256	0.33%	1,062,414	12.28%	253,295	2.93%	95,149	1.10%	7,548,305	87.26%	7,896,749	91.29%
REPORT SUMMARY													
Total Design Costs	97,265,793	7,743,469	7.96%	5,291,711	5.44%	13,035,180	13.40%	7,762,289	7.98%	424,590	0.03%	21,222,058	21.82%
Total Construction Costs	1,441,354,643	49,777,508	3.45%	46,732,754	3.24%	96,510,262	6.70%	225,344,819	15.63%	32,160,241	2.23%	354,015,322	24.56%
Total Design/Construction Costs	1,538,620,437	57,520,977	3.74%	52,024,465	3.38%	109,545,442	7.12%	233,107,108	7.98%	32,584,831	2.12%	375,237,381	24.39%
Bovis Program Management	58,368,350	10,990,760	18.83%	0		10,990,760	18.83%	752,951	1.29%	0	0.00%	11,743,711	20.12%
Total Active Projects Administered¹	1,596,988,787	58,511,737	4.29%	52,024,465	3.26%	120,536,202	7.55%	233,860,059	14.64%	32,584,831	2.04%	386,981,092	24.23%
¹ This total does not include Legal Mandates, FF&E or Land Acquisition.													

PROJECT CONTROLS

Charlotte-Mecklenburg Schools
 Architect/Engineer Performance Indicators
 Schools Bid After January 1, 2007

School	Site Adapt /Other	A/E Firm	A/E Fee	A/E Fee as % of Original Prototype Fee	A/E Fee as % of Award	Bid Date	a	b	c=a-b	d=c/b	Number of Bids Received	Bid Cost per SF (new schools only)	Plan Reviews Required to be permissible by Building Standards****	Current # of Error and Omission Changes
							Average Bid Value	Low Base Bid*** (Excludes Alternates)	Average less Low Base Bid	Percentage Difference Low Base Bid to Average Bid				
New/Replacement Schools														
Polo Ridge ES	Prototype ES-1	Wash Hatem Nelson	\$667,200	n/a	6.2%	1-Jun-06	10,975,333	10,869,000	106,333	0.98%	3	\$136.30	3	19
Elon Park ES	Site Adapt ES-1-a	Wash Hatem Nelson	\$593,150	89%	6.3%	24-Apr-07	9,869,750	9,648,000	221,750	2.30%	6	\$125.48	3	22
Barnette ES	Site Adapt ES-1-b	Wash Hatem Nelson	\$535,000	80%	6.7%	22-Mar-07	10,314,367	9,882,000	432,367	4.38%	6	\$122.20	2	13
Whitewater Academy	Site Adapt ES-1-c	Wash Hatem Nelson	\$517,764	78%	5.4%	22-May-07	9,668,900	9,448,300	220,600	2.33%	7	\$133.61	3	9
new Palisades ES (E07-04)	Site Adapt ES-1-d	Wash Hatem Nelson/Site Solutions	\$601,250	90%									2	
new Johnston Oehler ES (E07-08)	Site Adapt ES-1-e	Wash Hatem Nelson	\$620,725	93%									2	
Croft Community School	Prototype ES-2	Cort Architectural Group	\$723,000	n/a	6.7%	1-May-07	11,338,200	10,656,000	682,200	6.40%	4	\$136.82	2	19
Ballantyne ES	Site Adapt ES-2-a (3-story version)	Cort Architectural Group	\$758,150	105%	5.9%	8-May-07	12,814,083	12,686,000	128,083	1.01%	6	\$139.49 *	4	13
River Oaks Academy (E07-02)	Site Adapt ES-2-b	Cort Architectural Group/Turnbull Sigmon	\$656,165	91%	5.9%	10-Jun-08	11,650,333	11,097,000	553,333	4.99%	6	\$136.21	2	9
Stoney Creek ES (E07-03)	Site Adapt ES-2-c (2-story version)	Cort Architectural Group/Site Studio	\$690,650	96%	6.1%	15-May-08	11,446,640	11,301,000	145,640	1.29%	5	\$135.46	2	8
new Robinson Church Rd. ES (E07-05)	Site Adapt ES-2-d (w/pre-K wing)	Cort Architectural Group	\$836,000	116%									1	
Pineville ES (R)	Site Adapt ES-2-e	Cort Architectural Group	\$625,000	86%									2	
Long Creek ES	Prototype ES-3	ADW Architects	\$828,500	n/a	n/a	13-Mar-08	N/A	11,889,193	(actual GMP less Beatties Ford Rd. work)			\$138.89		14
Berewick ES (E07-01)	Site Adapt ES-3-a	ADW Architects/Turnbull Sigmon	\$666,255	80%	5.3%	3-Jun-08	13,394,758	12,543,843	850,915	6.78%	8	\$130.05	3	31
River Gate ES (E07-06)	Site Adapt ES-3-b	ADW Architects/Turnbull Sigmon	\$579,700	70%	5.4%	1-May-08	11,017,960	10,687,000	330,960	3.10%	5	\$128.20	2	25
Bain ES (R)	Site Adapt ES-3-c	ADW Architects	\$622,000	75%										
new Stumptown ES (E07-07)	Site Adapt ES-3-d	ADW Architects	\$698,000	84%									2	
Hough HS	Prototype HS-1	Little Diversified	\$2,222,500	n/a	n/a	24-Apr-08	N/A	43,575,121	(actual GMP)			\$168.77	3	46
Rocky River HS	Site Adapt HS-1-a	Little Diversified	\$1,822,500	82%	4.2%	17-Apr-08	N/A	42,920,703	(actual GMP)			\$172.37	4	33
Ridge Road MS	Prototype MS-1	The FWA Group	\$1,155,320	n/a	n/a	20-Mar-08	15,925,063	15,194,000	731,063	4.81%	8	\$116.74	3	35
Whitewater MS	Site Adapt MS-1-a	The FWA Group	\$741,524	64%	4.9%	18-Mar-08	15,781,986	14,999,000	782,986	5.22%	7	\$115.24	3	33
McClintock MS (R)	Site Adapt MS-1-b	The FWA Group	\$1,125,000	97%										

* - Cost/SF of Ballantyne ES excludes the costs associated with the subdivision plan

*** - Low base bid on this report may not be the actual award amount and/or Contractor due to the effect of alternates on the bid. **** - Specifically excludes all other regulatory agencies reviews required for permit.

Long Creek Cost/SF excludes \$1.25M road requirements included in the Contract.

Green - Site adapt/re-use of Prototype design

Charlotte-Mecklenburg Schools
 Prototype and Site Adaptation Schedule Information
 Variance in Design Schedule Milestones

as of 31-Aug-10

		a	b	c=b-a	d	e=d-a	f	g=f-a	h	i=h-f	j	k=j-h	l=k+i+g
		Start Of Schematic Design (SD)	Schematic Design Complete	Duration from Design Start to 100% SD	Design Development (DD) Documents Complete	Duration from Design Start to 100% DD	Construction Documents 95%	Total Duration of Design Cycle	Award of Contract (BOE Approval)	Duration from Design Completion to Award of Contract	Date of Beneficial Use (Substantial Completion)	Duration from Award of Contract to Beneficial Use	Overall Project Cycle Duration
Ridge Road MS	Planned (Contract)	13-Dec-06	19-Feb-07	68	7-May-07	145	8-Oct-07	299	15-Apr-08	190	25-Jul-09	466	955
	Actual	13-Dec-06	20-Feb-07	69	21-May-07	159	12-Nov-07	334	15-Apr-08	155	25-Aug-09	497	986
	Variance	0	-1		-14		-35		0				
Whitewater MS	Planned (Contract)	13-Dec-06	19-Feb-07	68	7-May-07	145	8-Oct-07	299	15-Apr-08	190	6-Jul-09	447	936
	Actual	13-Dec-06	20-Feb-07	69	21-May-07	159	12-Nov-07	334	15-Apr-08	155	25-Aug-09	497	986
	Variance	0	-1		-14		-35		0		-50		
Bailey Road HS	Planned (Contract)	22-Dec-06	15-Feb-07	55	1-Jun-07	161	14-Oct-07	296	27-May-08	226	1-Apr-10	674	1196
	Actual	22-Dec-06	14-Mar-07	82	28-Jun-07	188	5-Dec-07	348	27-May-08	174	26-Mar-10	668	1190
	Variance	0	-27		-27		-52		0		6		
Mint Hill HS	Planned (Contract)	22-Dec-06	15-Feb-07	55	1-Jun-07	161	14-Oct-07	296	27-May-08	226	1-Apr-10	674	1196
	Actual	22-Dec-06	14-Mar-07	82	28-Jun-07	188	5-Dec-07	348	27-May-08	174	30-Mar-10	672	1194
	Variance	0	-27		-27		-52		0		2		
Berewick ES (E07-01)	Planned (Contract)	17-Dec-07	2-Jan-08	16	16-Jan-08	30	1-Mar-08	75	24-Jun-08	115	17-Jul-09	388	578
	Actual	17-Dec-07	2-Jan-08	16	23-Jan-08	37	26-Feb-08	71	24-Jun-08	119	3-Aug-09	405	595
	Variance	0	0		-7		4		0		-17		
River Oaks Academy (E07-02)	Planned (Contract)	6-Dec-07	3-Jan-08	28	14-Feb-08	70	3-Apr-08	119	24-Jun-08	82	31-May-09	341	542
	Actual	6-Dec-07	3-Jan-08	28	14-Feb-08	70	17-Apr-08	133	24-Jun-08	68	13-Jul-09	384	585
	Variance	0	0		0		-14		0		-43		
Stoney Creek ES (E07-03)	Planned (Contract)	7-Nov-07	6-Dec-07	29	17-Jan-08	71	20-Mar-08	134	27-May-08	68	19-Jun-09	388	590
	Actual	7-Nov-07	6-Dec-07	29	17-Jan-08	71	20-Mar-08	134	27-May-08	68	13-Aug-09	443	645
	Variance	0	0		0		0		0		-55		
River Gate ES (E07-06)	Planned (Contract)	21-Dec-07	21-Dec-07	0	4-Jan-08	14	7-Feb-08	48	13-May-08	96	8-Jul-09	421	565
	Actual	21-Dec-07	21-Dec-07	0	4-Jan-08	14	8-Feb-08	49	13-May-08	95	13-Jul-09	426	570
	Variance	0	0		0		-1		0		-5		
Palisades ES (E07-04)	Planned (Contract)	1-Oct-08	N/A	N/A	N/A	N/A	2-Feb-09	124				0	124
	Actual	1-Oct-08	N/A	N/A	N/A	N/A	30-Jan-09	121				0	121
	Variance	0					3						
Pineville ES	Planned (Contract)	28-Aug-08	9-Oct-08	42	6-Nov-08	70	9-Jan-09	134				0	134
	Actual	28-Aug-08	26-Sep-08	29	27-Oct-08	60	23-Dec-08	117				0	117
	Variance	0	13		10		17						

Charlotte-Mecklenburg Schools
 Prototype and Site Adaptation Schedule Information
 Variance in Design Schedule Milestones

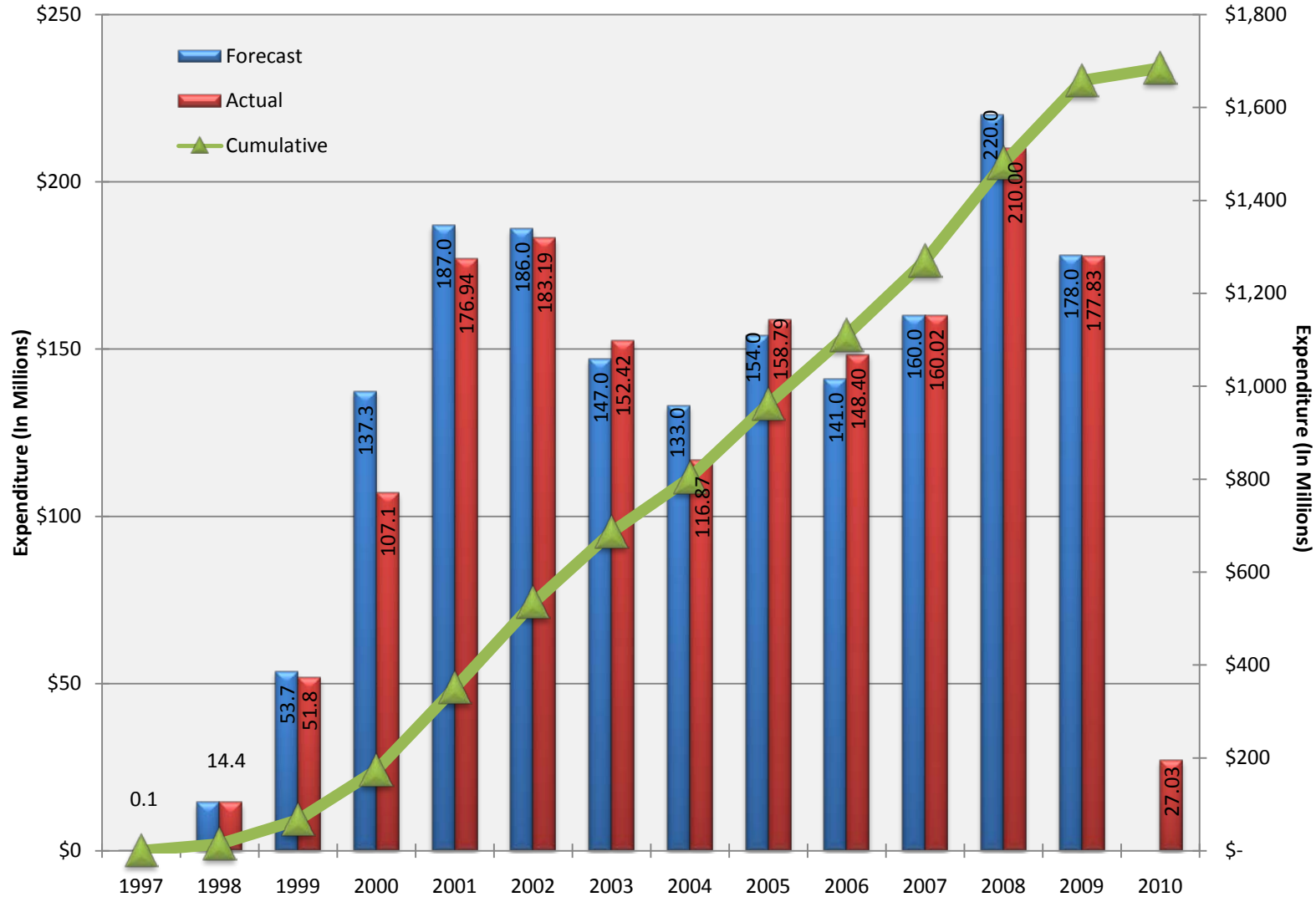
as of 31-Aug-10

		a	b	c=b-a	d	e=d-a	f	g=f-a	h	i=h-f	j	k=j-h	l=k+i+g
		Start Of Schematic Design (SD)	Schematic Design Complete	Duration from Design Start to 100% SD	Design Development (DD) Documents Complete	Duration from Design Start to 100% DD	Construction Documents 95%	Total Duration of Design Cycle	Award of Contract (BOE Approval)	Duration from Design Completion to Award of Contract	Date of Beneficial Use (Substantial Completion)	Duration from Award to Beneficial Use	Overall Project Cycle Duration
Stumptown ES (E07-07)	Planned (Contract)	27-Aug-08	8-Oct-08	42	26-Nov-08	91	30-Jan-09	156				0	156
	Actual	27-Aug-08	8-Oct-08	42	26-Nov-08	91	16-Feb-09	173				0	173
	Variance	0	0	0	0	0	-17						
Bain ES	Planned (Contract)	27-Aug-08	30-Sep-08	34	25-Nov-08	90	15-Jan-09	141					
	Actual	27-Aug-08	5-Oct-08	39	14-Nov-08	79	9-Jan-09	135	CONSTRUCTION ON HOLD				
	Variance	0	-5	0	11	0	6						
Johnston-Oehler Road ES (E07-08)	Planned (Contract)	10-Feb-09	N/A	N/A	N/A	N/A	2-May-09	81					
	Actual	10-Feb-09	N/A	N/A	N/A	N/A			CONSTRUCTION ON HOLD				
	Variance	0											
McClintock MS	Planned (Contract)	2-May-08	2-May-08	0	2-May-08	0	11-Jul-08	70					
	Actual	2-May-08	2-May-08	0	2-May-08	0	3-Jul-08	62	CONSTRUCTION ON HOLD				
	Variance	0	0	0	0	0	8						
Sharon Amity ES (E07-05)	Planned (Contract)	19-Sep-08	16-Oct-08	27	11-Dec-08	83	3-Mar-09	165					
	Actual	19-Sep-08	20-Oct-08	31	1-Dec-08	73	4-Mar-09	166	CONSTRUCTION ON HOLD				
	Variance	0	-4	0	10	0	-1						

Comparable Project Information

Mallard Creek HS	Actual	24-Jan-04	18-Mar-04	54	15-Jul-04	173	19-Oct-04	269	14-Sep-04	-35	21-Jun-07	1010	1244
Ardrey Kell HS	Actual	28-Feb-03	6-May-03	67	24-Sep-03	208	26-Jan-04	332	13-Jan-04	-13	27-Jul-06	926	1245
Bailey Road MS	Actual	23-Sep-03	25-Nov-03	63	8-Mar-04	167	5-Aug-04	317	14-Sep-04	40	7-Jul-06	661	1018

Forecast Expenditure versus Actual Expenditure through August 2010



NOTE: CIP Expenditure Forecasts include 1996/97/00/02/07 Bonds, 1999, 2004/05/06/07/08 COP's. Expenditures will extend beyond 2010, but are not illustrated.