

Capital Improvements Program

Monthly Report
July 2010



William A. Hough High School

CAPITAL PROGRAM SERVICES Capital Improvements Program

JULY 2010 MONTHLY REPORT

PROGRAM OVERVIEW

- Project Management
- Controls
- Quality
- MWSBE
- Bond Progress Summary
- Project Bid Dates - Next 120 Days
- Mobile Swing Space Utilization
- Project Contractor Teams; in Design/Construction and Substantially Completed/Closed
- School Site Location Maps
 - Elementary Schools
 - Middle Schools
 - High Schools & Specialty Schools

PROJECT STATUS REPORTS

MONTHLY PROJECT PHOTOS

MWSBE PARTICIPATION REPORT

PROJECT CONTROLS

- Budget Summary Reports
 - 1997 – 2002 Bond Series
 - 2004 – 2007 Certificates of Participation
 - 2007 Bond Series
 - 2008 Certificates of Participation
- Effectiveness and Efficiency of Financial Management
 - Architect/Engineer Performance Indicators
 - Prototype and Site Adaptation Schedule Information
- Expenditure Summary

PROGRAM OVERVIEW

PROJECT MANAGEMENT

The Principals and administrative staff of the new Rocky River and William A. Hough high schools moved into their new school offices July 12, 2010 as planned. Simultaneously FF&E teams completed their work and all curriculum and instructional materials were delivered to the schools this month. Classroom computers will be the last items to install and scheduled for the first week of August 2010. All systems and equipment will be ready for teachers and students when they arrive. Several program related facility modifications authorized to accommodate each school's special course of study needs were also completed this month. Onsite training of the administrative staff for the special building equipment and systems will be conducted next month. Contractors are still working on the grounds supporting their responsibilities to establish a good stand of grass as well as addressing site erosion problems created by a 100 year rain event that occurred this month. .

Capital Program Services project management teams made good progress this month completing a large number of the small one year warranty projects associated with last year's school turnovers. All this work is planned to be done before teachers arrive in August. The contractors are close to completing the last phase of the Harding High School project. The HVAC changes being made to remedy the heating problems experienced last winter will be completed in August before students arrive. South Mecklenburg High School's exterior walkway canopy roofing repair work progressed well and is scheduled to be finished by mid-August. Ridge Road and Whitewater middle schools experienced heating problems last winter. The cause of the problems has been determined and designs to correct several design deficiencies prepared. The mechanical work to correct the problems was to start this month but has been delayed due to design or settlement negotiation complications and funding. CPS will continue to seek a settlement without litigation. CPS and CMS staff engineers are developing a temporary solution to handle the coming cold weather should this settlement not be resolved and a fix executed before winter.

The foundation repair/stabilization work at Providence Spring Elementary started last month remains on schedule. Grouting work was substantially completed this month and the cosmetic touch up work started. Work will be done before teachers arrive. There is a similar problem at Sterling Elementary but this work will be done the following summer. The additional forensic testing needed to better identify the cause of the settlement was completed this month. A full report is expected in August. Following its receipt a meeting of the parties will be scheduled to resume settlement negotiations and agree on the repair method and installation protocol.

Design activities for the remaining 2007 bond projects continue and several more projects were submitted to Code Enforcement for permit approval. The last of the projects will be submitted late next month. Staffing reductions at Code Enforcement and changes in the CMS project execution schedule due to capital funding reductions resulted in the termination of the CMS/Code Enforcement initiative arranged to help expedite CMS projects through the permitting process. Beginning August 4 CMS will be required to use the same plan approval process as the rest of the commercial applications.

CPS staff met with the County Finance officials at the end of this month to discuss their schedule for selling the \$51 million qualified school construction bonds (QSCB) that CMS has been authorized to receive. CPS had hoped for a fall 2010 sale which would allow a winter or early spring start of several 2007 bond projects. To CPS's surprise the County advised the earliest sale would be one year later (fall 2011) at best and no new debt will be taken on by the County until then. This decision will result in further CPS staff reductions.

The CPS ISO9001 design and construction process entered the internal validation stage this month. The process is behind schedule. Once validation is done the process be internally audited and people trained. When all other Auxiliary Services groups reach the same point the external certification audit will be scheduled.

CPS staff continued their work on the three quality initiatives mentioned last month. These include: 1) placing CMS design standards in electronic Master Spec format to improve consistency in design review; 2) seeking a “best practice” design and maintenance process for the County mandated “water quality” features that must be incorporated into all major school projects be they renovations, additions, or new buildings (these are expensive features and costly to maintain and we are seeking a better, less costly solution; and 3) rewriting the door hardware specifications to provide simplification and consistency in application. Although some progress was made, summer work activities have taken priority as expected. The door hardware and master spec initiatives are nearing completion. The “water quality” plan is moving forward and additional as built performance data is being gathered to provide a firm basis for recommending a change that may take legislative action in Raleigh.

Considering the reduction in bond funding there will be little construction activity to report on in the coming months.

CONTROLS

Expenditures for this month were \$2.3 million against our FY 2010-11 Budget of \$14.4 million. The Controls Team is continuing the process of closing out the 2000 and 2002 Bond programs. Remaining 2000 and 2002 bond projects unexpended funds are being accumulated for use on current capital projects. Additionally, we are also continuing close monitoring and accurate reporting on the actual cost to date to meet our cost and cashflow projections. Captured construction cost data is used to prepare financial reports such as detailed cost reports, budget summaries, reconciliation to CMS books, revisions to and updated cash flows, special financial requests by CMS, and the monthly report for this period.

No Bond/COPs related consent items were submitted for Board of Education approval this month.

In addition to closing out the older bond programs, the Controls Team continues the daily processing of invoices, notices of potential change, change orders, pay applications, and check requests for current construction projects. The Controls team continues to submit notices of potential change at school sites so that senior staff can adequately evaluate the issues. This process allows senior staff to provide the proper guidance/direction to the project teams.

QUALITY

Buying a construction project is similar to buying a new car as it relates to warranties. A new car typically comes with a “bumper to bumper warranty”, a “drive train warranty” and a “rust free warranty”. The contractor and suppliers of major components cover our building much in the same way:

- The general warranty covers the entire building for one year from substantial completion. This warranty is similar to the car manufacturers “bumper to bumper” warranty. As issues arise during this first year we notify the contractor of the issue, request a plan to correct, and log his progress. Depending on the item, the contractor may immediately respond or may request approval to defer the response waiting for the weather to improve or the building to be unoccupied. We have several deferred warranty items being corrected this month. Appreciating the complexity of the projects and the value of having items corrected by the contractor we also inspect our buildings near the eleventh month and issue a comprehensive list to the contractor. For this inspection, we request feedback from the school staff, maintenance, property manager, and the designers. During the month, most 2009 delivered schools underwent this warranty inspection process.

- The buildings “drive train” if you will allow the analogy is the major equipment like the compressors on the air conditioning equipment and the roofing system. These components enjoy a longer warranty period. In similar fashion this equipment is tracked for needed repairs by our warranty group throughout this period.
- The third major coverage period is not actually a warranty; it’s more of a legal timeline of contractor responsibility called the Statute of Repose. For projects in North Carolina, this period is six years. Claims by the owner for non-conforming work and latent defects become much more difficult to resolve after this period has elapsed. With this understanding we initiate a second inquiry process where we notify the respective departments and school staff that this timeline is approaching. Items raised are then expeditiously resolved, or if appropriate we stop the clock by offering the contractor a tolling agreement. Although the number of issues resolved by this process is small by comparison, they typically occur on costly items, justifying this process. The projects nearing the end of the Statute of Repose were all queried for items in June.

MWSBE

As of June 2010, the overall MWSBE utilization percentage is 24.23%, which includes 7.56% of participation by minority contractors, and 14.62% of women contractors, and 2.04% participation of small business contractors. For the total active projects administered, the utilization of Minority, Women, and Small Business Contractors on Capital Program Services projects accounts for over \$387.1M spent.

The M/W/SBE team of Charlotte-Mecklenburg Schools met with various internal/external stakeholders regarding project status and summer work order projects. The team also spent a great deal of time working with MWSBE contractors bidding on informal paint and lawn maintenance service contracts.

In addition, team members would like to congratulate Chiquitha Lloyd, MWSBE Administrator, for being selected by the Charlotte Business Journal as one of twenty-five Women in Business Achievement Award winners for 2010. This award honors women business leaders with a strong record of innovation or outstanding business performance. She and other winners were recognized at the Business Journal’s 14th annual Women in Business Achievement Awards event on June 23rd at the Charlotte Convention Center.

Lloyd, who has been with CMS for seven years, is responsible for developing and managing the MWSBE program's initiatives, which include supplier development, system-wide compliance and community outreach. CMS has initiated several efforts encouraging minority-owned, women-owned, and small businesses participation in the procurement process. As a result, CMS has achieved one of the highest participation rates of any K-12 district in the state averaging nearly 27% participation for the past three years.

BOND PROGRESS SUMMARY

<u>Bond Dollars</u>		Amount Committed/ Pending	Amount Paid to Date	Amount Expended This Period
'96 Bond	\$119.8 M	\$119,830,058	\$119,830,058	\$0
'97 Bond	\$415.0 M	\$414,004,789	\$413,710,506	\$9,954
'99 COPs	\$50.0 M	\$50,000,000	\$50,000,000	\$0
'00 Bond	\$275.5 M	\$274,332,307	\$273,743,112	\$42,131
'02 Bond	\$224.0 M	\$221,256,524	\$219,432,006	(\$84,927)
'04 COPs	\$98.5 M	\$98,500,000	\$98,500,000	\$0
'05 COPs	\$73.9 M	\$73,794,917	\$73,794,917	\$0
'06 COPs	\$154.7 M	\$145,525,377	\$143,658,984	\$28,120
'07 COPs	\$16.5 M	\$15,457,354	\$15,268,077	\$0
'07 Bond	\$516.0 M	\$255,002,052	\$223,277,869	\$2,204,492
'08 COPs	\$58.0 M	\$52,626,326	\$50,527,377	\$59,915
Grand Total	\$2,001.9 M	\$1,720,329,704	\$1,681,742,906	\$2,259,685

As of 07/31/10

PROJECT BID DATES - NEXT 90 DAYS (THROUGH OCTOBER 2010)

School Name

Bid Dates*

Nothing at this time.

** NOTE: Work In Progress...Dates Subject to Change.*

SWING SPACE UTILIZATION

Creating a temporary space for students and staff to occupy during construction on a school's campus has proven to be beneficial to the project's schedule and cost and overall safety and efficiency of school operations. When the renovation or expansion of a facility is performed, and the facility must remain functionally operational, there are benefits to the owner in using swing space. At the conception of this program, several swing space options were identified.

We have successfully utilized both onsite and offsite swings. The most desirable swings are "offsite" ones. Onsite swing using mobiles or modulars likewise has been successfully used. The following is a summary of current swing options in use.

ONSITE SWINGS

<u>School</u>	<u>No. of Mobiles</u>	<u>Status (From – To)</u>
---------------	-----------------------	---------------------------

None at this time

Capital Improvements Program
Projects in Design or Under Construction
School Project Teams



School	Architect	General Contractor
Projects In Design		
Alexander Middle	FWA Group	n/a
Bain Elementary	ADW	n/a
Davidson IB MS	Insight Architects	n/a
E07-04 - Palisades - building package	Wash Hatem Nelson	n/a
E07-04 - Palisades - site package	Site Solutions	n/a
E07-05 - Robinson Church Road	Cort Architectural Group	n/a
E07-07 - Stumptown	ADW	n/a
E07-08 - Johnston Oehler Road	Wash Hatem Nelson	n/a
East Mecklenburg HS	Gantt Huberman Associates	n/a
Garinger High - renovations	Adams Group Architects	n/a
Garinger High - stadium	Site Solutions	Turner Construction
Independence High	Shook Kelly	Shelco, Inc.
McClintock Middle	FWA Group	n/a
Myers Park High	MBAJ Architecture	BE & K Building Group
Newell ES	Perkins Eastman	Shelco, Inc.
Olympic High - stadium	Site Solutions	Turner Construction
Pineville ES	Cort Architectural Group	n/a
Ranson Middle	Morris-Berg	Edifice, Inc.
Vance High	LS3P	n/a
West Mecklenburg High - stadium	Site Solutions	Turner Construction
Projects Under Construction		
Nothing at this time		

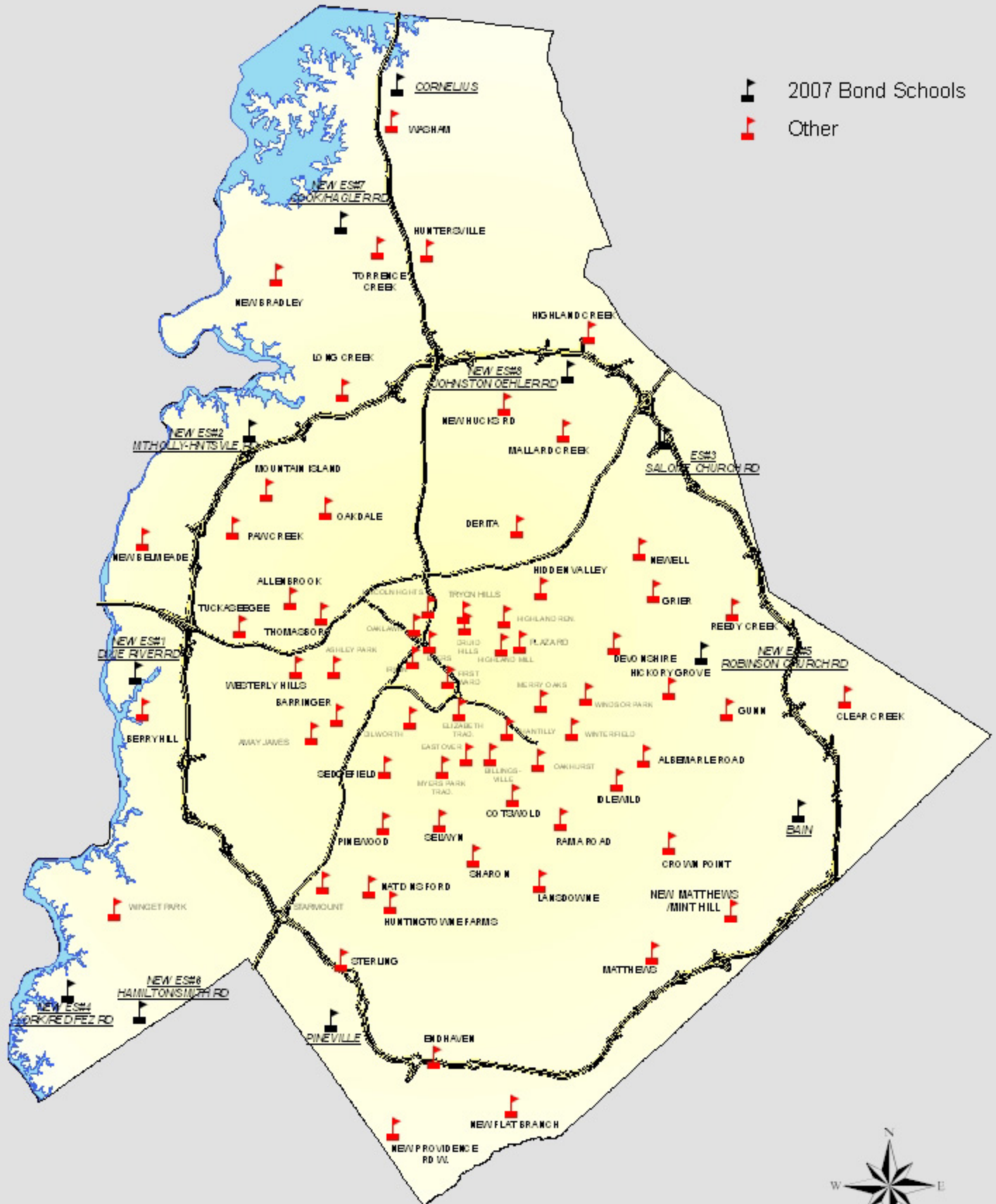
Capital Improvements Program
Projects Substantially Completed/Closed *
School Contractor Teams

School	Turnover Year	Architect	General Contractor
Carmel Middle	Jan-08	Shook Kelly	Shelco, Inc.
Ballantyne Elementary	Aug-08	Cort Architectural Group	Shelco, Inc.
Barnette Elementary	Aug-08	Wash Hatem Nelson	Edison Foard
Carmel Middle - Ballfields	Aug-08	Shook Kelly	Lee Morgan, Inc.
Croft Community	Aug-08	Cort Architectural Group	Beam Construction Co., Inc.
Elon Park Elementary	Aug-08	Wash Hatem Nelson	Edifice, Inc.
Marie G. Davis Middle	Aug-08	Shook Kelly	Edison Foard
Whitewater Academy	Aug-08	Wash Hatem Nelson	Sorenson Gross
Northeast Middle	Jan-09	Morris-Berg	Hunter Roberts Construction Group
Quail Hollow Middle	Jan-09	Gantt Huberman Associates	LeChase Construction
Randolph Middle	Jan-09	FWA Group	Sorenson Gross
Alexander Graham Middle	Aug-09	MBAJ Architecture	Hunter Roberts Construction Group
Berewick ES (E07-01)	Aug-09	ADW	Hendrick Construction
Idlewild Elementary	Aug-09	Little Diversified	BE & K Building Group
Long Creek Elementary	Aug-09	ADW	Edifice, Inc.
North Mecklenburg High	Aug-09	Shook Kelly	Shelco, Inc.
Ridge Road Middle	Aug-09	FWA Group	Edison Foard
River Gate ES (E07-06)	Aug-09	ADW	Beam Construction Co., Inc.
River Oaks Academy (E07-02)	Aug-09	Cort Architectural Group	Matthews Construction Co., Inc.
Sedgefield Middle - Phase II	Aug-09	Boney Architects	Beam Construction Co., Inc.
South Mecklenburg High	Aug-09	Little Diversified	BE & K Building Group
Stoney Creek ES (E07-03)	Aug-09	Cort Architectural Group	LeChase Construction
Whitewater Middle	Aug-09	FWA Group	Shelco, Inc.
Harding University High	Dec-09	ADW	Edifice, Inc.
Hough High	Aug-10	Little Diversified	Rodgers Construction
Rocky River High	Aug-10	Little Diversified	Balfour Beatty

* Projects closed prior to 2008 are not shown

CIP ELEMENTARY SCHOOLS



-  2007 Bond Schools
-  Other

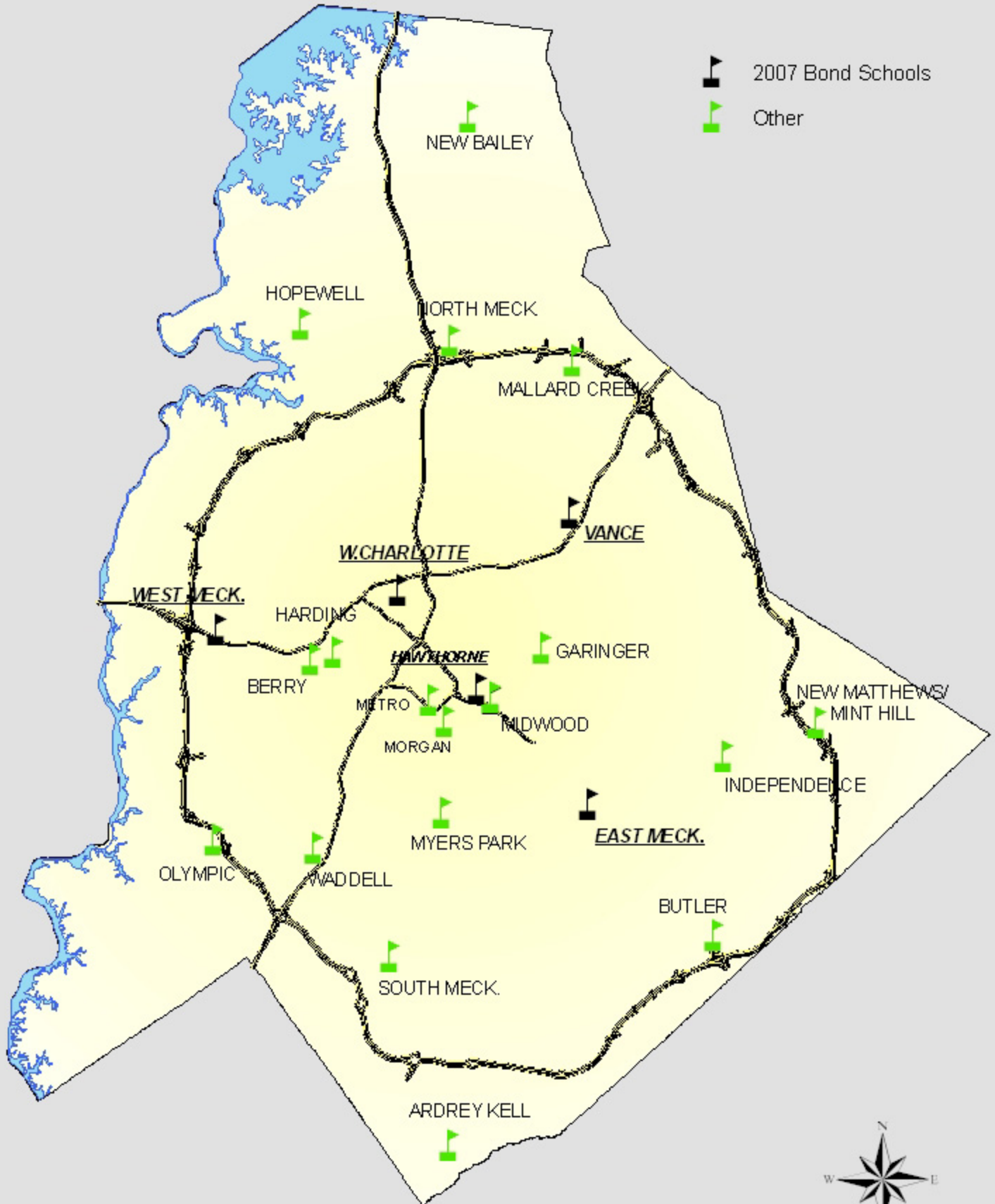


Real Estate Department
December 2007



CIP HIGH SCHOOLS

-  2007 Bond Schools
-  Other



PROJECT STATUS REPORTS



Monthly Project Status Summary July 2010



Project	Current Project Estimate	Project Scope	** Occupy On	Design Phase	Construction Progress	Project Status
Alexander Graham Middle School ('02)	\$ 21,553,600	Construction of the first phase includes the new 28 classroom building addition and associated renovations. Phase II consists of renovations within the existing buildings on the campus including lighting, ceilings, mechanical and electrical systems, gymnasium upgrades, and miscellaneous finishes updates. A new fire-suppression system will also be provided at the existing buildings.		Complete	92 %	Phase III of this project is closed. The Gymnasium Renovation/Expansion Project was and is currently on hold. Once bond sale constraints are settled, the "occupy on" date will be re-evaluated. The Gymnasium Renovation/Expansion Project is the final part of a multi-phased project.
Amay James Elementary School (07)	\$ 6,190,360	This project will include renovations to building systems, improved accessibility, and site development work.		Design Development	0 %	The design process has been placed on hold pending final determination of project scope.
Bain Elementary School	\$ 15,300,000	This project will include a full replacement facility in lieu of the renovations to building systems and the kitchen, improvements to acoustics, and classroom additions as originally planned by the Bond.		Construction Documents	0 %	Once bond sale constraints are settled, the "occupy on" date will be re-evaluated.
Berewick Elementary School (E07-01)	\$ 17,449,087	A new 39 classroom elementary school. A Park & Rec facility is planned to be included. This project relieves overcrowding at Berryhill ES and Steele Creek ES.	August 2009	Complete	99 %	Project is complete except for roadwork which will be complete prior to school starting.
Cochrane Middle School ('02)	\$ 16,399,014	Design and construction for complete renovation of existing buildings including plumbing, HVAC, and electrical systems. Building additions/renovations including classrooms, dining, kitchen, music, arts, and workforce development.		Complete	90 %	Phase II of this project is closed. The Kitchen Addition project is on hold based on county funding constraints.
Davidson IB Middle School	\$ 6,227,870	This project will include renovations to building systems, improved accessibility, and site development work.		Schematic	0 %	The project may be a joint use project with the Town of Davidson. Expanded design scope is on hold at 100% SD. Once bond sale constraints are settled, the "occupy on" date will be re-evaluated.
East Mecklenburg High School (07)	\$ 4,310,625	This project includes renovations to MEP systems and the theatrical lighting and sound systems in the auditorium and dressing areas. The area will be sprinkled, and exits will be remodeled to meet ADA requirements.		Complete	0 %	The project design is complete. Due to bond sale constraints the project is on hold. Once these constraints are resolved, the "occupy on" date will be re-evaluated.
Garinger High School ('02)	\$ 15,043,045	Design and construction of the next phase of renovation project. Total project (all phases) will include the renovation of the remaining portions of the facility, and a new gymnasium or auxiliary gym.		Construction Documents	0 %	The contract document drawings for the science and locker room additions are being resubmitted for code review. Once bond sale constraints are resolved, the "occupy on" date will be re-evaluated.

Monthly Project Status
Summary July 2010

Project	Current Project Estimate	Project Scope	** Occupy On	Design Phase	Construction Progress	Project Status
Garinger High School (07) - Track & Field	\$ 2,047,674	Renovation of the football field from natural grass to a synthetic field, renovation/rework to the 6-lane track. Additional scope to be accommodated by the Bond includes the addition of stadium lighting, security cameras, and a new PA system.		Complete	0 %	Due to county bond sale constraints construction is currently on hold. Once bond sale constraints are settled, the "occupy on" date will be re-evaluated.
Harding High School ('06 COPs)	\$ 19,728,854	This project includes design and construction for the first phase of a full renovation/addition project. This phase includes a new three-story classroom and administration building. Renovations include an extensive renovation to the existing two story classroom building, to the existing administration building, the media center building, and the auditorium/classrooms, as well as HVAC modifications to the gymnasium and lockerrooms.	December 2009	Complete	98 %	Cafeteria roofing has begun. New auditorium seating is being installed. Locker replacement is in progress. Access road is in progress.
Hough High School (H07-02)	\$ 57,600,000	A new 99 classroom prototype high school. This includes the design/construction funding for a connector road. This project relieves overcrowding at North Mecklenburg HS and Hopewell HS.	August 2010	Complete	98 %	The architect has determined that William A. Hough High School is substantially complete and CMS is installing the furniture, fixtures and equipment. The Bailey Road extension project is complete. The storm water rain gardens are complete with specialized plantings installed. The building mechanical, electrical and plumbing systems have been commissioned for operation. The contractor is completing the owner/architect punch list issues at this time.
Idlewild Elementary School ('06 COPs)	\$ 15,645,462	This project includes design and construction of a full renovation/addition project including the demolition of older portions of the existing building. The existing media center and classroom wing will remain. The project includes a two-story building addition that will include administration, classrooms, and cafeteria, and associated sitework.	August 2009	Complete	100 %	The project is complete.
Independence High School (07)	\$ 11,695,791	Additions and renovations to physical education, athletic facilities, and administrative support facilities. The existing gym will become an auxiliary gym. A new addition will be constructed to house the Admin offices and new main entry to the school. Existing admin office to be renovated for student services and other support space.		Construction Documents	0 %	This project has completed the construction document phase for the admin offices and new gym addition and has been approved for full permit. Once CMBE bond sale constraints are settled, the "occupy on" date will be re-evaluated.
Long Creek Elementary School	\$ 17,667,002	On-site replacement of the existing multi-building campus. This project does not include any demolition, although it is planned for the future.	August 2009	Complete	98 %	The school replacement project is complete. The Road Widening project is on hold.
McClintock Middle School (07)	\$ 24,901,425	This project includes a replacement facility consisting of a 54 classroom clone. The project was originally included as a renovation project.		Complete	0 %	Construction documents had originally been approved for building permit, however, an Additional Cycle Review and resubmission to LUESA will be required before construction can begin. The A/E team is incorporating revisions and changes that were brought about from previous projects' lessons learned and guideline changes. Revision work to documents is currently 95% complete.

Monthly Project Status
Summary July 2010

Project	Current Project Estimate	Project Scope	** Occupy On	Design Phase	Construction Progress	Project Status
Myers Park High School (07)	\$ 14,659,392	This project will add a new gymnasium connected to the current gym. The current gym will become the auxiliary gym. Additional restroom facilities are planned adjacent to the newly constructed gym. Additionally, scope to be accommodated by the Bond includes new windows in the Language Arts building, media center, and cafeteria, new flooring, a new mechanical system, and rest room updates in the Language Arts building.		Construction Documents	0 %	The construction documents are being resubmitted to code officials. Once bond sale constraints are resolved, the "occupy on" date will be re-evaluated.
New Johnston Oehler Rd Elementary School (E07-08)	\$ 18,585,600	A new 39 classroom elementary school. This project relieves overcrowding at Highland Creek ES.		Construction Documents	0 %	Once CMBE bond sale constraints are settled, the "occupy on" date will be re-evaluated.
New Palisades Elementary School (E07-04)	\$ 16,896,000	A new 39 classroom elementary school. This project relieves overcrowding at Winget Park ES and Lake Wylie ES.		Complete	0 %	Contract Documents have been submitted and approved by all authorities having jurisdiction for permits. Once CMBE bond sale constraints are settled, the "Occupy On" date will be re-evaluated.
New Robinson Church Rd Area ES (E07-05)	\$ 16,896,000	A new 39 classroom elementary school. This project relieves overcrowding at Hickory Grove ES. Additionally a pre-k wing, originally planned for Joseph W. Grier Academy, will be attached to the school.		Complete	0 %	Once the bond sale constraints are resolved, the "occupy on" date will be reevaluated. At that time, necessary revisions to the drawings, in order to update the design to new code requirements, will need to be reviewed/ incorporated.
New Stumptown ES (E07-07)	\$ 18,585,600	A new 39 classroom elementary school. This project relieves overcrowding at JV Washam ES and Torrence Creek ES.		Construction Documents	0 %	Was submitted to all authorities having jurisdiction and approved for Building Permit. The designer has made all corrections to the design documents to address change order work from the previous clone projects and also to pick up the new Owner directives and guidelines. Once CMBE Bond Sale constraints are settled, the "Occupy On" date will be re-evaluated.
Newell Elementary School (07)	\$ 11,270,401	This project will include renovations to building systems and the kitchen, improvements to acoustics, and classroom additions. Additional parking and sitework is expected.		Schematic	0 %	The designer has completed the new schematic design. Due to continued budget constraints, this project has been put on "hold" at this phase. Once bond sale constraints are resolved, the "occupy on" date will be reevaluated, and the design effort will restart.
North Mecklenburg High School ('02)	\$ 14,582,179	Design and construction for the stadium renovation, classroom addition project, and site modifications including new parking lots and new tennis courts.	August 2009	Complete	100 %	Project is Completed

Monthly Project Status
Summary July 2010

Project	Current Project Estimate	Project Scope	** Occupy On	Design Phase	Construction Progress	Project Status
Northeast Middle School	\$ 17,236,210	The project includes renovation of approximately 125,000 SF of buildings constructed in 1976 and 1981, new gymnasium addition of approximately 16,900 SF, and extended parking. The scope of work includes architectural, MEP, and fire protection renovations, telecommunications system upgrades, and expansion of the existing cafeteria into the existing gymnasium. Sitework renovations include improvements to the parking lots, parking circulation, and storm water drainage.	January 2009	Complete	100 %	Project is Complete.
Northwest Middle/High	\$ 8,830,210	The scope includes a new gymnasium, conversion of the existing gymnasium into a new kitchen/cafeteria, site improvements, life safety upgrades, improved bus and car parking and waterline extension. Phase II converts the old kitchen/cafeteria into classrooms and improves site circulation and adds site amenities.	January 2009	Complete	100 %	This project is complete.
Olympic High School (07) - Stadium, Track & Field	\$ 8,573,640	Construction of a new 4000 seat stadium and field house including concession stands and restroom facilities. Replacement of the existing track and installation of artificial turf.		Complete	0 %	Due to county bond sale constraints, the construction is currently on hold. The "occupy on" date will be updated when the contract is awarded.
Pineville Elementary School	\$ 15,300,000	Project will include the design and construction of a 39 classroom replacement facility in lieu of the renovation originally planned.		Complete	0 %	The second round of code review of the LEED modified drawings occurred in June. A bid date has not been determined, due to current bond sale constraints.
Quail Hollow Middle School	\$ 15,757,860	The project includes renovations and additions to existing buildings constructed in 1963, 1964, 1967, and 1991; approximately 129,926 SF of renovations and 17,116 SF of additions. The renovation scope of work includes architectural, MEP, telecommunication systems, and fire protection system upgrades throughout the existing facility. Sitework includes parking lot, circulation, landscaping, and minor drainage improvements. The completed facility will have 57 classrooms.	January 2009	Complete	98 %	The project is complete. Kitchen HVAC improvements project's construction is currently on hold pending funding approval and release due to county bond sale constraints. The "occupy on" date will be updated when the contract is awarded.
Randolph Middle School	\$ 15,171,016	The project includes renovations and additions to the existing facilities constructed in 1967 and 1981. The work includes approximately 124,000 SF of renovations and 7,000 SF of addition work including new kitchen areas, gym access stairs, and student restrooms. The scope of work includes renovations to architectural, MEP, telecommunications, and fire protection system upgrades throughout the existing facility. Sitework includes a new parking area, landscaping, exterior concrete sidewalks, concrete paving, and associated storm drainage systems. The complete facility will have 52 classrooms.	January 2009	Complete	100 %	The project is complete.
Ranson Middle School (07)	\$ 20,672,850	This project will include the renovation of Bldg. B and Bldg. C. The design will bring the buildings together to function as one building as much as practical.		Construction Documents	0 %	The actual start date for this project has been postponed, due to current constraints on bond sales. This is a multi-year, CM@Risk project.

**Monthly Project Status
Summary July 2010**

Project	Current Project Estimate	Project Scope	** Occupy On	Design Phase	Construction Progress	Project Status
Ridge Road Middle School	\$ 22,600,000	A new 54 classroom prototype middle school. This project relieves overcrowding at Alexander MS.	August 2009	Complete	100 %	The project is Completed. Modifications to the HVAC are scheduled to be executed Summer 2010/2011.
River Gate Elementary School (E07-06)	\$ 14,500,000	A new 39 classroom elementary school. This project relieves overcrowding at Winget Park ES and Lake Wylie ES. (This project is also referred to as new Youngblood/Steele Creek Road ES.)	August 2009	Complete	100 %	Project is complete.
River Oaks Academy (E07-02)	\$ 15,000,000	A new 39 classroom elementary school. This project relieves overcrowding at Mountain Island ES and Paw Creek ES.	August 2009	Complete	100 %	Project is substantially complete.
Rocky River High School (H07-01)	\$ 53,600,000	A new 99 classroom prototype high school. This project relieves overcrowding at Independence HS, Butler HS, and East Mecklenburg HS.	August 2010	Complete	99 %	The project is substantially complete as reported by the Architect. The Owners fixtures, furniture and equipment are being installed. Punch list work for the JROTC program enhancements are in progress.
Sedgefield Middle School ('02)	\$ 15,505,987	Complete renovation of the existing building including HVAC, plumbing, and electrical systems. A building addition is also included as well as upgrading the track and field.	August 2009	Complete	98 %	The track renovation project is on hold due to bond sale constraints.
South Mecklenburg High School ('06 COPs)	\$ 16,100,467	This project includes design and construction of a new three-story science and technology classroom building. The project also includes demolition of two single story classroom buildings to accommodate the new building, associated sitework, and tennis courts.	August 2009	Complete	97 %	Canopy roofing project is in progress. Cafeteria entrance door improvements are in progress.
Stoney Creek Elementary School (E07-03)	\$ 15,000,000	A new 39 classroom elementary school. This project relieves overcrowding at University Meadows ES and Newell ES.	August 2009	Complete	100 %	The project is Completed.
Vance High School	\$ 15,421,450	Construction of a multi-story 25 classroom building addition.		Complete	0 %	This project has been approved for building permits by all authorities having jurisdiction.
West Mecklenburg High	\$ 8,196,600	Construction of a new 4000 seat stadium and field house including concession stands and restroom facilities and installation of artificial turf.		Complete	0 %	Due to county bond sale constraints, construction is currently on hold. The "occupy on" date will be updated when the contract is awarded.
Whitewater Middle School	\$ 21,400,000	A new 54 classroom prototype middle school. This project relieves overcrowding at Coulwood MS and Wilson MS.	August 2009	Complete	99 %	Project is substantially complete. Modifications to the HVAC will be executed Summer 2010/2011.

MONTHLY PROJECT PHOTOS



Hough High School (H07-02)
Main Entrance



Rocky River High School (H07-01)
Main Entrance

M/WBE PARTICIPATION REPORT

Contract Status Report - MWBE Participation Commitments

Charlotte Mecklenburg Schools
96/97 Capital Improvements Program

Report Date 8/11/2010
8/11/2010 9:04:07 AM
July 2010 Monthly Report

Project Contractor	Contract Amount	African American MBE \$	AA MBE %	Other MBE \$	Other MBE %	Total MBE \$	Total MBE %	WBE \$	WBE %	SBE \$	SBE%	Total MWSBE	Total MWSBE
02 Unallocated	7,190,013	806	0.01%	153,139	2.13%	153,945	2.14%	170,253	2.37%			324,198	4.51%
2000 Bonds - Unallocated	3,924,823	3,821	0.10%	751,361	19.14%	755,182	19.24%	244,128	6.22%			999,310	25.46%
2006 Mandates / Initiatives / Lifecycle	14,686,313	219	0.00%	26,675	0.18%	26,894	0.18%	554,047	3.77%			580,941	3.96%
2007 Legal Mandates & Unallocated	20,179,708			202,784	1.00%	202,784	1.00%	17,710	0.09%			220,494	1.09%
5th Floor Government Center	456,720			90,000	19.71%	90,000	19.71%					90,000	19.71%
Albemarle Road Elementary (02)	3,958,491	896,068	22.64%	232,097	5.86%	1,128,165	28.50%	269,182	6.80%	19,010	0.48%	1,416,356	35.78%
Albemarle Road Elementary School	4,198,327	855,244	20.37%	147,659	3.52%	1,002,902	23.89%	277,288	6.60%	1,380	0.03%	1,281,570	30.53%
Albemarle Road Middle School	5,842,753	943,641	16.15%	96,537	1.65%	1,040,178	17.80%	814,920	13.95%	68,151	1.17%	1,923,250	32.92%
Alexander Graham Middle School	3,818,878	130,311	3.41%	96,741	2.53%	227,051	5.95%	256,267	6.71%	53,891	1.41%	537,209	14.07%
Alexander Graham Middle School (02)	15,763,425	880,575	5.59%	679,840	4.31%	1,560,415	9.90%	1,470,470	9.33%	18,217	0.12%	3,049,103	19.34%
Alexander Middle School	3,472,655	6,059	0.17%	164,311	4.73%	170,370	4.91%	147,215	4.24%	32,000	0.92%	349,584	10.07%
Alexander Middle School (02)	1,223,060	9,000	0.74%	35,000	2.86%	44,000	3.60%	44,286	3.62%	166,897	13.65%	255,183	20.86%
Allenbrook Elementary School	3,063,108	21,866	0.71%	76,265	2.49%	98,131	3.20%	411,050	13.42%			509,181	16.62%
Amay James Elementary School (07)	219,060			42,300	19.31%	42,300	19.31%	11,943	5.45%			54,243	24.76%
Amay James Montessori School	447,977	6,284	1.40%			6,284	1.40%	77,711	17.35%			83,995	18.75%
Ardrey Kell High School (H02-01)	44,366,971	1,632,128	3.68%	832,436	1.88%	2,464,565	5.55%	3,081,814	6.95%	45,275	0.10%	5,591,653	12.60%
Ashley Park Elementary School	7,702,900	121,707	1.58%	227,283	2.95%	348,991	4.53%	1,239,338	16.09%	4,934	0.06%	1,593,263	20.68%
Bailey Middle School (M02-01)	22,602,979	2,429,519	10.75%	1,417,228	6.27%	3,846,747	17.02%	2,020,626	8.94%	18,234	0.08%	5,885,607	26.04%
Bain Elementary School	819,467			65,000	7.93%	65,000	7.93%	12,156	1.48%	149,200	18.21%	226,356	27.62%
Ballantyne Elementary School	13,607,852	40,441	0.30%	78,775	0.58%	119,216	0.88%	2,276,226	16.73%			2,395,442	17.60%
Barnette Elementary School	11,794,536	20,033	0.17%	380,869	3.23%	400,902	3.40%	1,784,023	15.13%	157,580	1.34%	2,342,506	19.86%
Barringer Elementary School	10,879,940	84,830	0.78%	199,919	1.84%	284,749	2.62%	771,672	7.09%			1,056,421	9.71%
Berewick Elementary School (E07-01)	15,240,544	19,125	0.13%	1,145,722	7.52%	1,164,847	7.64%	1,428,572	9.37%	184,752	1.21%	2,778,170	18.23%
Berryhill Elementary School	5,681,044	224,580	3.95%	62,111	1.09%	286,691	5.05%	418,432	7.37%	2,147	0.04%	707,269	12.45%
Billingsville Elementary	9,466,464	307,414	3.25%	359,177	3.79%	666,592	7.04%	928,561	9.81%	106,483	1.12%	1,701,636	17.98%
Butler High School	6,439,474	259,438	4.03%	305,154	4.74%	564,592	8.77%	463,023	7.19%	40,410	0.63%	1,068,025	16.59%
Carmel Middle School	18,336,870	122,175	0.67%	309,513	1.69%	431,688	2.35%	3,768,372	20.55%	272,022	1.48%	4,472,082	24.39%
Chantilly Elementary	663,627							323,005	48.67%			323,005	48.67%
Clear Creek Elementary School	7,842,954	827,594	10.55%	155,773	1.99%	983,367	12.54%	367,284	4.68%	26,771	0.34%	1,377,421	17.56%
Cochrane Middle School	3,600,621	37,555	1.04%	19,247	0.53%	56,802	1.58%	394,667	10.96%	5,950	0.17%	457,419	12.70%
Cochrane Middle School (02)	13,802,965	282,855	2.05%	277,102	2.01%	559,957	4.06%	983,722	7.13%	850,047	6.16%	2,393,726	17.34%
Community House Middle School (M00-02)	17,532,731	520,130	2.97%	1,484,180	8.47%	2,004,310	11.43%	3,644,524	20.79%	39,066	0.22%	5,687,900	32.44%
Cotswold Elementary School	11,107,256	238,363	2.15%	224,045	2.02%	462,408	4.16%	1,400,552	12.61%	43,655	0.39%	1,906,615	17.17%
Coulwood Middle School	3,856,016	276,618	7.17%	82,432	2.14%	359,050	9.31%	110,100	2.86%			469,151	12.17%
Croft Community School	12,510,858	12,049	0.10%	52,133	0.42%	64,182	0.51%	11,545,980	92.29%	12,884	0.10%	11,623,046	92.90%
Crown Point Elementary	2,250,624			26,417	1.17%	26,417	1.17%					26,417	1.17%
Davidson IB Middle School	347,454	7,000	2.01%	25,000	7.20%	32,000	9.21%	130,215	37.48%			162,215	46.69%

Project Contractor	Contract Amount	African American MBE \$	AA MBE %	Other MBE \$	Other MBE %	Total MBE \$	Total MBE %	WBE \$	WBE %	SBE \$	SBE%	Total MWSBE	Total MWSBE
Derita Alternative School	1,135,925			57,866	5.09%	57,866	5.09%	150,005	13.21%	49,650	4.37%	257,521	22.67%
Devonshire Elementary School	4,881,455	678,467	13.90%	142,775	2.92%	821,242	16.82%	41,178	0.84%			862,420	17.67%
Devonshire Elementary School (02)	1,707,016	128,569	7.53%	100,955	5.91%	229,524	13.45%	35,841	2.10%			265,365	15.55%
Dilworth Elementary School	11,938,842	105,479	0.88%	371,006	3.11%	476,485	3.99%	2,039,932	17.09%	137,943	1.16%	2,654,361	22.23%
Druid Hills Elementary School	1,902,049	33,272	1.75%	24,288	1.28%	57,560	3.03%	51,846	2.73%			109,406	5.75%
Druid Hills Elementary School (E97-04)	9,249,089	239,776	2.59%	603,758	6.53%	843,534	9.12%	845,816	9.14%			1,689,350	18.27%
E.E. Waddell High School (H97-02)	31,548,731	3,338,498	10.58%	1,328,437	4.21%	4,666,936	14.79%	1,294,648	4.10%	70,095	0.22%	6,031,679	19.12%
East Mecklenburg High School (07)	382,632	262	0.07%	14,588	3.81%	14,850	3.88%	25,844	6.75%			40,694	10.64%
Eastover Elementary School	8,643,234	209,820	2.43%	907,395	10.50%	1,117,216	12.93%	469,686	5.43%	317,280	3.67%	1,904,181	22.03%
Eastway Middle School	17,034,831	412,050	2.42%	562,138	3.30%	974,188	5.72%	1,678,447	9.85%	21,038	0.12%	2,673,674	15.70%
Elizabeth Elementary School	10,608,877	344,763	3.25%	141,982	1.34%	486,745	4.59%	817,092	7.70%	72,460	0.68%	1,376,298	12.97%
Elon Park Elementary School	11,485,585	136,113	1.19%	142,750	1.24%	278,863	2.43%	2,121,532	18.47%	649,739	5.66%	3,050,134	26.56%
Endhaven Elementary (E00-01)	9,886,515	585,825	5.93%	36,580	0.37%	622,405	6.30%	1,645,359	16.64%	7,500	0.08%	2,275,263	23.01%
First Ward Elementary	10,401,792	178,576	1.72%	160,180	1.54%	338,756	3.26%	984,659	9.47%			1,323,415	12.72%
Garinger High School	12,175,169	634,710	5.21%	254,496	2.09%	884,506	7.26%	638,617	5.25%	335,323	2.75%	1,858,446	15.26%
Garinger High School (02)	1,587,239			36,913	2.33%	36,913	2.33%	27,888	1.76%	156,266	9.85%	221,067	13.93%
Garinger High School (07) - Track & Field	120,152							449	0.37%			449	0.37%
Graham Center	1,293,975							506,756	39.16%	3,516	0.27%	510,272	39.43%
Harding High School	5,758,501	21,529	0.37%	121,535	2.11%	143,064	2.48%	435,549	7.56%	259,166	4.50%	837,779	14.55%
Harding High School (06 COPs)	18,187,136	192,960	1.06%	846,181	4.65%	1,039,142	5.71%	3,489,439	19.19%	774,151	4.26%	5,302,731	29.16%
Hawthorne Middle School	18,960												
Hickory Grove Elementary	12,819,430	133,340	1.04%	283,628	2.21%	416,968	3.25%	2,471,920	19.28%			2,888,888	22.54%
Hidden Valley Elementary School	3,066,999	21,374	0.70%	47,309	1.54%	68,683	2.24%	193,210	6.30%			261,893	8.54%
Highland Creek Elementary School (E02-01)	14,183,742	295,503	2.08%	76,030	0.54%	371,534	2.62%	2,407,629	16.97%	38,318	0.27%	2,817,480	19.86%
Highland Mill Montessori	7,682,755	206,245	2.68%	72,883	0.95%	279,128	3.63%	494,492	6.44%	452	0.01%	774,071	10.08%
Highland Renaissance Academy	10,262,571	149,462	1.46%	164,943	1.61%	314,405	3.06%	325,068	3.17%			639,473	6.23%
Hopewell High School (COPs '05)	5,885,707	410,639	6.98%	104,338	1.77%	302,177	5.13%	115,238	1.96%	4,922,981	83.64%	5,340,396	90.73%
Hopewell High School (H97-01)	29,994,865	3,839,121	12.80%	392,775	1.31%	4,231,896	14.11%	1,122,406	3.74%			5,354,302	17.85%
Hough High School (H07-02)	50,125,108			249,790	0.50%	249,790	0.50%	44,775,570	89.33%			45,025,360	89.83%
Huntersville Elementary School	5,949,805	842,423	14.16%	227,350	3.82%	1,069,773	17.98%	285,559	4.80%	53	0.00%	1,355,385	22.78%
Huntingtowne Farms Elementary School	7,859,536	747,613	9.51%	260,171	3.31%	1,007,784	12.82%	990,714	12.61%	55,123	0.70%	2,053,621	26.13%
Idlewild Elementary School	3,073,058	439,810	14.31%	276,696	9.00%	716,506	23.32%	176,489	5.74%			892,995	29.06%
Idlewild Elementary School (06 COPs)	13,432,323	21,804	0.16%	246,432	1.83%	268,236	2.00%	2,493,937	18.57%	10,274	0.08%	2,772,446	20.64%
Independence High School	15,640,815	146,443	0.94%	208,326	1.33%	354,769	2.27%	1,380,554	8.83%	942	0.01%	1,736,266	11.10%
Independence High School (07)	1,289,830			23,474	1.82%	23,474	1.82%	105,680	8.19%			129,154	10.01%
Irwin Avenue Elementary	211,659	135,128	63.84%			135,128	63.84%	16,480	7.79%			151,608	71.63%
J.V. Washam Elementary School	14,440,896	42,796	0.30%	205,686	1.42%	248,482	1.72%	1,352,967	9.37%	5,503	0.04%	1,606,952	11.13%
Jay M. Robinson Middle School (M97-02)	16,371,477	54,782	0.33%	315,698	1.93%	370,480	2.26%	2,472,684	15.10%			2,843,163	17.37%
JH Gunn Elementary School	12,000,841	212,939	1.77%	818,997	6.82%	1,031,936	8.60%	1,373,748	11.45%			2,405,684	20.05%
Job Order Contract Work								575,000				575,000	
Joseph W. Grier Academy (07)	91,266	26,000	28.49%			26,000	28.49%	3,143	3.44%			29,143	31.93%

Project Contractor	Contract Amount	African American MBE \$	AA MBE %	Other MBE \$	Other MBE %	Total MBE \$	Total MBE %	WBE \$	WBE %	SBE \$	SBE%	Total MWSBE	Total MWSBE
Joseph W. Grier Academy (E97-01)	9,351,712	151,789	1.62%	117,067	1.25%	268,857	2.87%	626,871	6.70%			895,728	9.58%
Lansdowne Elementary School	4,644,677	34,776	0.75%	289,893	6.24%	324,669	6.99%	161,995	3.49%			486,664	10.48%
Lincoln Heights Elementary	10,108,124	1,010,296	9.99%	181,228	1.79%	1,191,524	11.79%	375,503	3.71%	45,000	0.45%	1,612,027	15.95%
Long Creek Elementary School	15,333,863	141,049	0.92%	491,657	3.21%	632,706	4.13%	2,729,269	17.80%	621,317	4.05%	3,983,291	25.98%
Mallard Creek Elementary School	2,949,934	67,195	2.28%	58,920	2.00%	126,115	4.28%	89,582	3.04%			215,697	7.31%
Mallard Creek High School (H02-02)	52,475,063	564,011	1.07%	1,052,868	2.01%	1,616,879	3.08%	7,795,940	14.86%	688,638	1.31%	10,101,457	19.25%
Marie G. Davis Military and Global Leadership Academy	19,076,042	579,922	3.04%	253,008	1.33%	832,930	4.37%	1,381,165	7.24%	361,246	1.89%	2,575,342	13.50%
Martin Luther King, Jr. Middle School (M00-01)	17,615,280	2,095,567	11.90%	1,660,214	9.42%	3,755,781	21.32%	1,330,606	7.55%			5,086,386	28.87%
Matthews Elementary School	5,109,513	108,353	2.12%	183,285	3.59%	291,639	5.71%	240,232	4.70%	360	0.01%	532,230	10.42%
McClintock Middle School	3,557,019	78,021	2.19%	102,844	2.89%	180,865	5.08%	560,189	15.75%			741,054	20.83%
McClintock Middle School (07)	1,579,934	9,988	0.63%	62,667	3.97%	72,655	4.60%	264,416	16.74%	20,700	1.31%	357,771	22.64%
Merry Oaks Elementary School	10,801,844	749,604	6.94%	869,331	8.05%	1,616,874	14.97%	472,831	4.38%	749,640	6.94%	2,839,345	26.29%
Metro School	21,496,921	570,267	2.65%	374,210	1.74%	944,477	4.39%	4,357,334	20.27%			5,301,812	24.66%
Midwood Center	6,463,879	29,032	0.45%	166,119	2.57%	195,150	3.02%	207,031	3.20%	3,826,626	59.20%	4,228,808	65.42%
Mint Hill Middle School (M97-01)	17,894,998	1,037,344	5.80%	90,170	0.50%	1,127,514	6.30%	804,682	4.50%			1,932,195	10.80%
Morgan School @ Old Metro	2,255,911	2,945	0.13%	94,780	4.20%	97,725	4.33%	635,899	28.19%	70,883	3.14%	804,506	35.66%
Mountain Island Elementary School (E97-03)		658,682		136,718		795,400		369,735				1,165,135	
Mountain Island Elementary School (E97-03)	10,227,508	61,744	0.60%	37,925	0.37%	99,669	0.97%	46,801	0.46%			146,471	1.43%
Myers Park Elementary School	14,047,056	469,724	3.34%	373,182	2.66%	842,906	6.00%	2,208,217	15.72%	446	0.00%	3,051,569	21.72%
Myers Park High School	15,516,666	362,491	2.34%	577,953	3.72%	940,444	6.06%	1,267,709	8.17%	290,688	1.87%	2,498,841	16.10%
Myers Park High School (07)	763,828	1,511	0.20%			1,511	0.20%	48,768	6.38%			50,279	6.58%
Nations Ford Elementary School	2,566,580	108,295	4.22%	49,370	1.92%	157,665	6.14%	1,589,216	61.92%	82	0.00%	1,746,963	68.07%
New Idlewild Road Area Elementary School (E02-02)	943,012	905,140	95.98%			905,140	95.98%	4,627	0.49%			909,767	96.47%
New Johnston Oehler Rd Elementary School (E07-08)	783,329			47,509	6.06%	47,509	6.06%	116,600	14.89%	21,900	2.80%	186,009	23.75%
New Palisades Elementary School (E07-04)	968,554			52,009	5.37%	52,009	5.37%			17,500	1.81%	69,509	7.18%
New Robinson Church Rd Area ES (E07-05)	1,047,549	15,500	1.48%	185,544	17.71%	201,044	19.19%	37,411	3.57%	18,500	1.77%	256,955	24.53%
New Stumptown ES (E07-07)	854,192			45,000	5.27%	45,000	5.27%	121,480	14.22%			166,480	19.49%
Newell Elementary School	3,990,523	56,576	1.42%	146,873	3.68%	203,448	5.10%	376,300	9.43%	360	0.01%	580,108	14.54%
Newell Elementary School (07)	1,071,440	13,552	1.26%	57,366	5.35%	70,917	6.62%	14,880	1.39%			85,797	8.01%
North Mecklenburg High School	8,328,806	99,359	1.19%	290,884	3.49%	390,244	4.69%	340,074	4.08%			730,318	8.77%
North Mecklenburg High School (02)	13,674,258	684,476	5.01%	67,758	0.50%	752,234	5.50%	1,706,508	12.48%	1,474,750	10.78%	3,933,491	28.77%
Northeast Middle School	15,614,815	366,073	2.34%	522,526	3.35%	888,599	5.69%	1,402,977	8.98%	159,178	1.02%	2,450,753	15.70%
Northwest Middle/High	8,681,742	248,219	2.86%	87,021	1.00%	335,240	3.86%	1,161,644	13.38%	113,492	1.31%	1,610,376	18.55%
Oakdale Elementary School	12,421,730	207,344	1.67%	1,414,363	11.39%	1,621,707	13.06%	287,236	2.31%	70,738	0.57%	1,979,681	15.94%
Oakhurst Elementary School	10,556,593	899,134	8.52%	1,472,833	13.95%	2,371,967	22.47%	837,979	7.94%			3,209,946	30.41%
Oaklawn Elementary School	7,405,889	65,440	0.88%	158,271	2.14%	223,711	3.02%	616,251	8.32%			839,962	11.34%
Olde Providence Elementary School	1,130,189							6,654	0.59%			6,654	0.59%
Olympic High School	6,147,183	332,042	5.40%	149,597	2.43%	481,640	7.84%	383,564	6.24%	16,054	0.26%	881,258	14.34%
Olympic High School (07) - Stadium, Track & Field	460,743	8,284	1.80%	51,034	11.08%	59,317	12.87%	15,098	3.28%			74,416	16.15%
Operations or Job Order Contract Work	2,301,842							575,000	24.98%			575,000	24.98%
Phillip O. Berry Academy of Technology	43,851,028	1,358,124	3.10%	352,946	0.80%	1,711,070	3.90%	7,125,870	16.25%	555	0.00%	8,837,494	20.15%

Project Contractor	Contract Amount	African American MBE \$	AA MBE %	Other MBE \$	Other MBE %	Total MBE \$	Total MBE %	WBE \$	WBE %	SBE \$	SBE%	Total MWSBE	Total MWSBE
Piedmont Open Middle School	15,294,189	684,464	4.48%	1,021,858	6.68%	1,706,323	11.16%	1,309,887	8.56%	99,563	0.65%	3,115,773	20.37%
Pineville Elementary School	1,107,776	15,500	1.40%	1,603	0.14%	17,103	1.54%	134,936	12.18%	12,100	1.09%	164,139	14.82%
Pinewood Elementary School	10,728,485	178,956	1.67%	303,361	2.83%	482,316	4.50%	697,723	6.50%	36,182	0.34%	1,216,221	11.34%
Plaza Road Preschool	1,178,760	2,462	0.21%	175,534	14.89%	177,996	15.10%	5,807	0.49%			183,803	15.59%
Polo Ridge Elementary School	12,751,407	143,907	1.13%	202,588	1.59%	346,495	2.72%	2,076,648	16.29%	12,500	0.10%	2,435,643	19.10%
Providence Spring Elementary (E97-02)	9,420,597	684,480	7.27%	81,501	0.87%	765,981	8.13%	806,093	8.56%			1,572,074	16.69%
Quail Hollow Middle School	14,531,356	401,347	2.76%	1,859,803	12.80%	2,261,150	15.56%	1,981,054	13.63%	46,141	0.32%	4,288,345	29.51%
Rama Road Elementary School	4,864,622	371,430	7.64%	156,853	3.22%	528,283	10.86%	578,838	11.90%	351	0.01%	1,107,472	22.77%
Randolph Middle School	13,990,481	36,874	0.26%	3,003,367	21.47%	3,040,241	21.73%	397,647	2.84%	18,613	0.13%	3,456,501	24.71%
Ranson Middle School	6,952,402	402,925	5.80%	242,541	3.49%	645,466	9.28%	394,637	5.68%	105,885	1.52%	1,145,987	16.48%
Ranson Middle School (07)	1,504,260	48,400	3.22%	28,776	1.91%	77,176	5.13%	82,938	5.51%	18,500	1.23%	178,614	11.87%
Reedy Creek Elementary School	6,027,357	74,405	1.23%	75,548	1.25%	149,953	2.49%	1,196,637	19.85%	41,737	0.69%	1,388,327	23.03%
Ridge Road Middle School	18,986,372	1,661,047	8.75%	2,785,788	14.67%	4,446,834	23.42%	3,009,918	15.85%	57,720	0.30%	7,514,471	39.58%
River Gate Elementary School (E07-06)	12,133,016	684	0.01%	98,859	0.81%	99,543	0.82%	11,272,960	92.91%	11,700	0.10%	11,384,204	93.83%
River Oaks Academy (E07-02)	12,162,613	1,005,204	8.26%	115,055	0.95%	1,120,259	9.21%	2,092,343	17.20%	1,486,010	12.22%	4,698,612	38.63%
Rocky River High School (H07-01)	47,228,479	1,730,296	3.66%	456,428	0.97%	2,186,724	4.63%	3,907,036	8.27%	2,161,222	4.58%	8,254,982	17.48%
School Administration Building Project	159,162			50,000	31.41%	50,000	31.41%					50,000	31.41%
Sedgefield Elementary School	11,530,103	979,425	8.49%	227,728	1.98%	1,207,153	10.47%	1,240,817	10.76%	27	0.00%	2,447,997	21.23%
Sedgefield Middle School	6,314,574	741,686	11.75%	234,639	3.72%	976,325	15.46%	343,856	5.45%			1,320,182	20.91%
Sedgefield Middle School (02)	13,340,132	15,922	0.12%	233,911	1.75%	249,833	1.87%	11,571,150	86.74%	17,957	0.13%	11,838,939	88.75%
Selwyn Elementary School	11,529,481	308,647	2.68%	198,150	1.72%	506,797	4.40%	1,563,176	13.56%	3,656	0.03%	2,073,629	17.99%
Sharon Elementary School	7,649,524	83,381	1.09%	1,006,601	13.16%	1,089,981	14.25%	647,853	8.47%	5,425	0.07%	1,743,259	22.79%
Smith Middle School	5,946,659	388,360	6.53%	81,226	1.37%	469,586	7.90%	79,027	1.33%	1,532	0.03%	550,144	9.25%
South Mecklenburg High - Stadium Replacement	3,149,889	46,596	1.48%			46,596	1.48%	292,966	9.30%			339,562	10.78%
South Mecklenburg High School (06 COPs)	13,570,629	50,358	0.37%	241,081	1.78%	291,439	2.15%	1,607,496	11.85%	96,819	0.71%	1,995,754	14.71%
Southwest Middle School (M97-03)	18,439,467	511,121	2.77%	226,120	1.23%	737,240	4.00%	2,468,354	13.39%	23,375	0.13%	3,228,969	17.51%
Spaugh Middle School	3,219,027	100,987	3.14%	11,473	0.36%	112,459	3.49%	166,225	5.16%	781	0.02%	279,465	8.68%
Starmount Elementary School	2,901,424	92,104	3.17%	395,611	13.64%	487,715	16.81%	160,416	5.53%			648,130	22.34%
Sterling Elementary School	10,842,808	948,049	8.74%	734,751	6.78%	1,682,800	15.52%	387,777	3.58%	446	0.00%	2,071,023	19.10%
Stoney Creek Elementary School (E07-03)	12,545,302	104,468	0.83%	99,160	0.79%	203,627	1.62%	2,223,242	17.72%	14,522	0.12%	2,441,391	19.46%
Structural Improvements	1,495,204	6,700	0.45%	3,954	0.26%	10,654	0.71%	1,697,766	113.55%	2,900	0.19%	1,711,320	114.45%
Thomasboro Elementary School	9,453,471	869,940	9.20%	148,788	1.57%	1,018,728	10.78%	376,657	3.98%	33,220	0.35%	1,428,605	15.11%
Torrence Creek Elementary School (E00-02)	9,628,161	634,036	6.59%	60,100	0.62%	694,136	7.21%	451,195	4.69%	4,035	0.04%	1,149,366	11.94%
Tryon Hills Elementary School	1,901,477	233,244	12.27%	10,318	0.54%	243,562	12.81%	184,676	9.71%			428,237	22.52%
Tuckaseegee Elementary School	10,545,394	308,357	2.92%	132,233	1.25%	440,591	4.18%	1,351,800	12.82%	30,419	0.29%	1,822,810	17.29%
Vance High School	1,131,304			101,385	8.96%	101,385	8.96%	22,255	1.97%	107,500	9.50%	231,140	20.43%
Walter G. Byers Elementary School	9,823,609	850,515	8.66%	493,477	5.02%	1,343,993	13.68%	789,898	8.04%			2,133,891	21.72%
West Mecklenburg High	741,906	120,309	16.22%			120,309	16.22%	78,270	10.55%			198,580	26.77%
Westerly Hills Elementary School	5,845,940	499,203	8.54%	282,493	4.83%	781,697	13.37%	351,994	6.02%			1,133,691	19.39%
Whitewater Academy	13,252,182	109,610	0.83%	288,857	2.18%	398,467	3.01%	1,773,458	13.38%	96,022	0.72%	2,267,947	17.11%
Whitewater Middle School	17,156,036	161,733	0.94%	249,604	1.45%	411,337	2.40%	2,399,066	13.98%	1,676,442	9.77%	4,486,845	26.15%

Project Contractor	Contract Amount	African American MBE \$	AA MBE %	Other MBE \$	Other MBE %	Total MBE \$	Total MBE %	WBE \$	WBE %	SBE \$	SBE%	Total MWSBE	Total MWSBE
Wilson Middle School	5,995,389	551,421	9.20%	191,338	3.19%	742,759	12.39%	370,086	6.17%	5,333	0.09%	1,118,178	18.65%
Windsor Park Elementary School	11,867,692	471,804	3.98%	1,895,912	15.98%	2,367,716	19.95%	1,639,904	13.82%	36,788	0.31%	4,044,408	34.08%
Winget Park Elementary School	14,722,701	857,171	5.82%	69,602	0.47%	926,773	6.29%	2,977,794	20.23%	37,706	0.26%	3,942,274	26.78%
Winterfield Elementary School	8,650,460	28,256	0.33%	1,062,414	12.28%	253,295	2.93%	95,149	1.10%	7,548,305	87.26%	7,896,749	91.29%
REPORT SUMMARY													
Total Design Costs	98,120,479	8,096,973	8.25%	5,285,298	5.39%	13,382,271	13.64%	7,794,891	7.94%	425,574	0.03%	21,602,736	22.02%
Total Construction Costs	1,441,390,412	49,754,215	3.45%	46,732,613	3.24%	96,486,828	6.69%	225,293,023	15.63%	32,201,242	2.23%	353,981,093	24.56%
Total Design/Construction Costs	1,539,510,891	57,851,189	3.76%	52,017,911	3.38%	109,869,100	7.14%	233,087,914	7.94%	32,626,815	2.12%	375,583,829	24.40%
Bovis Program Management	58,368,350	10,990,760	18.83%	0		10,990,760	18.83%	752,951	1.29%	0	0.00%	11,743,711	20.12%
Total Active Projects Administered¹	1,597,879,241	58,841,949	4.31%	52,017,911	3.26%	120,859,860	7.56%	233,840,865	14.63%	32,626,815	2.04%	387,327,540	24.24%
¹ This total does not include Legal Mandates, FF&E or Land Acquisition.													

PROJECT CONTROLS

Charlotte-Mecklenburg Schools
 Architect/Engineer Performance Indicators
 Schools Bid After January 1, 2007

School	Site Adapt /Other	A/E Firm	A/E Fee	A/E Fee as % of Original Prototype Fee	A/E Fee as % of Award	Bid Date	a	b	c=a-b	d=c/b	Number of Bids Received	Bid Cost per SF (new schools only)	Plan Reviews Required to be permissible by Building Standards****	Current # of Error and Omission Changes
							Average Bid Value	Low Base Bid*** (Excludes Alternates)	Average less Low Base Bid	Percentage Difference Low Base Bid to Average Bid				
New/Replacement Schools														
Polo Ridge ES	Prototype ES-1	Wash Hatem Nelson	\$667,200	n/a	6.2%	1-Jun-06	10,975,333	10,869,000	106,333	0.98%	3	\$136.30	3	19
Elon Park ES	Site Adapt ES-1-a	Wash Hatem Nelson	\$593,150	89%	6.3%	24-Apr-07	9,869,750	9,648,000	221,750	2.30%	6	\$125.48	3	22
Barnette ES	Site Adapt ES-1-b	Wash Hatem Nelson	\$535,000	80%	6.7%	22-Mar-07	10,314,367	9,882,000	432,367	4.38%	6	\$122.20	2	13
Whitewater Academy	Site Adapt ES-1-c	Wash Hatem Nelson	\$517,764	78%	5.4%	22-May-07	9,668,900	9,448,300	220,600	2.33%	7	\$133.61	3	9
new Palisades ES (E07-04)	Site Adapt ES-1-d	Wash Hatem Nelson/Site Solutions	\$601,250	90%									2	
new Johnston Oehler ES (E07-08)	Site Adapt ES-1-e	Wash Hatem Nelson	\$620,725	93%									2	
Croft Community School	Prototype ES-2	Cort Architectural Group	\$723,000	n/a	6.7%	1-May-07	11,338,200	10,656,000	682,200	6.40%	4	\$136.82	2	19
Ballantyne ES	Site Adapt ES-2-a (3-story version)	Cort Architectural Group	\$758,150	105%	5.9%	8-May-07	12,814,083	12,686,000	128,083	1.01%	6	\$139.49 *	4	13
River Oaks Academy (E07-02)	Site Adapt ES-2-b	Cort Architectural Group/Turnbull Sigmon	\$656,165	91%	5.9%	10-Jun-08	11,650,333	11,097,000	553,333	4.99%	6	\$136.21	2	9
Stoney Creek ES (E07-03)	Site Adapt ES-2-c (2-story version)	Cort Architectural Group/Site Studio	\$690,650	96%	6.1%	15-May-08	11,446,640	11,301,000	145,640	1.29%	5	\$135.46	2	8
new Robinson Church Rd. ES (E07-05)	Site Adapt ES-2-d (w/pre-K wing)	Cort Architectural Group	\$836,000	116%									1	
Pineville ES (R)	Site Adapt ES-2-e	Cort Architectural Group	\$625,000	86%									2	
Long Creek ES	Prototype ES-3	ADW Architects	\$828,500	n/a	n/a	13-Mar-08	N/A	11,889,193	(actual GMP less Beatties Ford Rd. work)			\$138.89		14
Berewick ES (E07-01)	Site Adapt ES-3-a	ADW Architects/Turnbull Sigmon	\$666,255	80%	5.3%	3-Jun-08	13,394,758	12,543,843	850,915	6.78%	8	\$130.05	3	31
River Gate ES (E07-06)	Site Adapt ES-3-b	ADW Architects/Turnbull Sigmon	\$579,700	70%	5.4%	1-May-08	11,017,960	10,687,000	330,960	3.10%	5	\$128.20	2	25
Bain ES (R)	Site Adapt ES-3-c	ADW Architects	\$622,000	75%										
new Stumptown ES (E07-07)	Site Adapt ES-3-d	ADW Architects	\$698,000	84%									2	
Hough HS	Prototype HS-1	Little Diversified	\$2,222,500	n/a	n/a	24-Apr-08	N/A	43,575,121	(actual GMP)			\$168.77	3	45
Rocky River HS	Site Adapt HS-1-a	Little Diversified	\$1,822,500	82%	4.2%	17-Apr-08	N/A	42,920,703	(actual GMP)			\$172.37	4	33
Ridge Road MS	Prototype MS-1	The FWA Group	\$1,155,320	n/a	n/a	20-Mar-08	15,925,063	15,194,000	731,063	4.81%	8	\$116.74	3	35
Whitewater MS	Site Adapt MS-1-a	The FWA Group	\$741,524	64%	4.9%	18-Mar-08	15,781,986	14,999,000	782,986	5.22%	7	\$115.24	3	29
McClintock MS (R)	Site Adapt MS-1-b	The FWA Group	\$1,125,000	97%										

* - Cost/SF of Ballantyne ES excludes the costs associated with the subdivision plan

*** - Low base bid on this report may not be the actual award amount and/or Contractor due to the effect of alternates on the bid. **** - Specifically excludes all other regulatory agencies reviews required for permit.

Long Creek Cost/SF excludes \$1.25M road requirements included in the Contract.

Green - Site adapt/re-use of Prototype design

Charlotte-Mecklenburg Schools
 Prototype and Site Adaptation Schedule Information
 Variance in Design Schedule Milestones

as of 31-Jul-10

		a	b	c=b-a	d	e=d-a	f	g=f-a	h	i=h-f	j	k=j-h	l=k+i+g
		Start Of Schematic Design (SD)	Schematic Design Complete	Duration from Design Start to 100% SD	Design Development (DD) Documents Complete	Duration from Design Start to 100% DD	Construction Documents 95%	Total Duration of Design Cycle	Award of Contract (BOE Approval)	Duration from Design Completion to Award of Contract	Date of Beneficial Use (Substantial Completion)	Duration from Award of Contract to Beneficial Use	Overall Project Cycle Duration
Ridge Road MS	Planned (Contract)	13-Dec-06	19-Feb-07	68	7-May-07	145	8-Oct-07	299	15-Apr-08	190	25-Jul-09	466	955
	Actual	13-Dec-06	20-Feb-07	69	21-May-07	159	12-Nov-07	334	15-Apr-08	155	25-Aug-09	497	986
	Variance	0	-1		-14		-35		0				
Whitewater MS	Planned (Contract)	13-Dec-06	19-Feb-07	68	7-May-07	145	8-Oct-07	299	15-Apr-08	190	6-Jul-09	447	936
	Actual	13-Dec-06	20-Feb-07	69	21-May-07	159	12-Nov-07	334	15-Apr-08	155	25-Aug-09	497	986
	Variance	0	-1		-14		-35		0		-50		
Bailey Road HS	Planned (Contract)	22-Dec-06	15-Feb-07	55	1-Jun-07	161	14-Oct-07	296	27-May-08	226	1-Apr-10	674	1196
	Actual	22-Dec-06	14-Mar-07	82	28-Jun-07	188	5-Dec-07	348	27-May-08	174	26-Mar-10	668	1190
	Variance	0	-27		-27		-52		0		6		
Mint Hill HS	Planned (Contract)	22-Dec-06	15-Feb-07	55	1-Jun-07	161	14-Oct-07	296	27-May-08	226	1-Apr-10	674	1196
	Actual	22-Dec-06	14-Mar-07	82	28-Jun-07	188	5-Dec-07	348	27-May-08	174	30-Mar-10	672	1194
	Variance	0	-27		-27		-52		0		2		
Berewick ES (E07-01)	Planned (Contract)	17-Dec-07	2-Jan-08	16	16-Jan-08	30	1-Mar-08	75	24-Jun-08	115	17-Jul-09	388	578
	Actual	17-Dec-07	2-Jan-08	16	23-Jan-08	37	26-Feb-08	71	24-Jun-08	119	3-Aug-09	405	595
	Variance	0	0		-7		4		0		-17		
River Oaks Academy (E07-02)	Planned (Contract)	6-Dec-07	3-Jan-08	28	14-Feb-08	70	3-Apr-08	119	24-Jun-08	82	31-May-09	341	542
	Actual	6-Dec-07	3-Jan-08	28	14-Feb-08	70	17-Apr-08	133	24-Jun-08	68	13-Jul-09	384	585
	Variance	0	0		0		-14		0		-43		
Stoney Creek ES (E07-03)	Planned (Contract)	7-Nov-07	6-Dec-07	29	17-Jan-08	71	20-Mar-08	134	27-May-08	68	19-Jun-09	388	590
	Actual	7-Nov-07	6-Dec-07	29	17-Jan-08	71	20-Mar-08	134	27-May-08	68	13-Aug-09	443	645
	Variance	0	0		0		0		0		-55		
River Gate ES (E07-06)	Planned (Contract)	21-Dec-07	21-Dec-07	0	4-Jan-08	14	7-Feb-08	48	13-May-08	96	8-Jul-09	421	565
	Actual	21-Dec-07	21-Dec-07	0	4-Jan-08	14	8-Feb-08	49	13-May-08	95	13-Jul-09	426	570
	Variance	0	0		0		-1		0		-5		
Palisades ES (E07-04)	Planned (Contract)	1-Oct-08	N/A	N/A	N/A	N/A	2-Feb-09	124				0	124
	Actual	1-Oct-08	N/A	N/A	N/A	N/A	30-Jan-09	121				0	121
	Variance	0					3						
Pineville ES	Planned (Contract)	28-Aug-08	9-Oct-08	42	6-Nov-08	70	9-Jan-09	134				0	134
	Actual	28-Aug-08	26-Sep-08	29	27-Oct-08	60	23-Dec-08	117				0	117
	Variance	0	13		10		17						

Charlotte-Mecklenburg Schools
 Prototype and Site Adaptation Schedule Information
 Variance in Design Schedule Milestones

as of 31-Jul-10

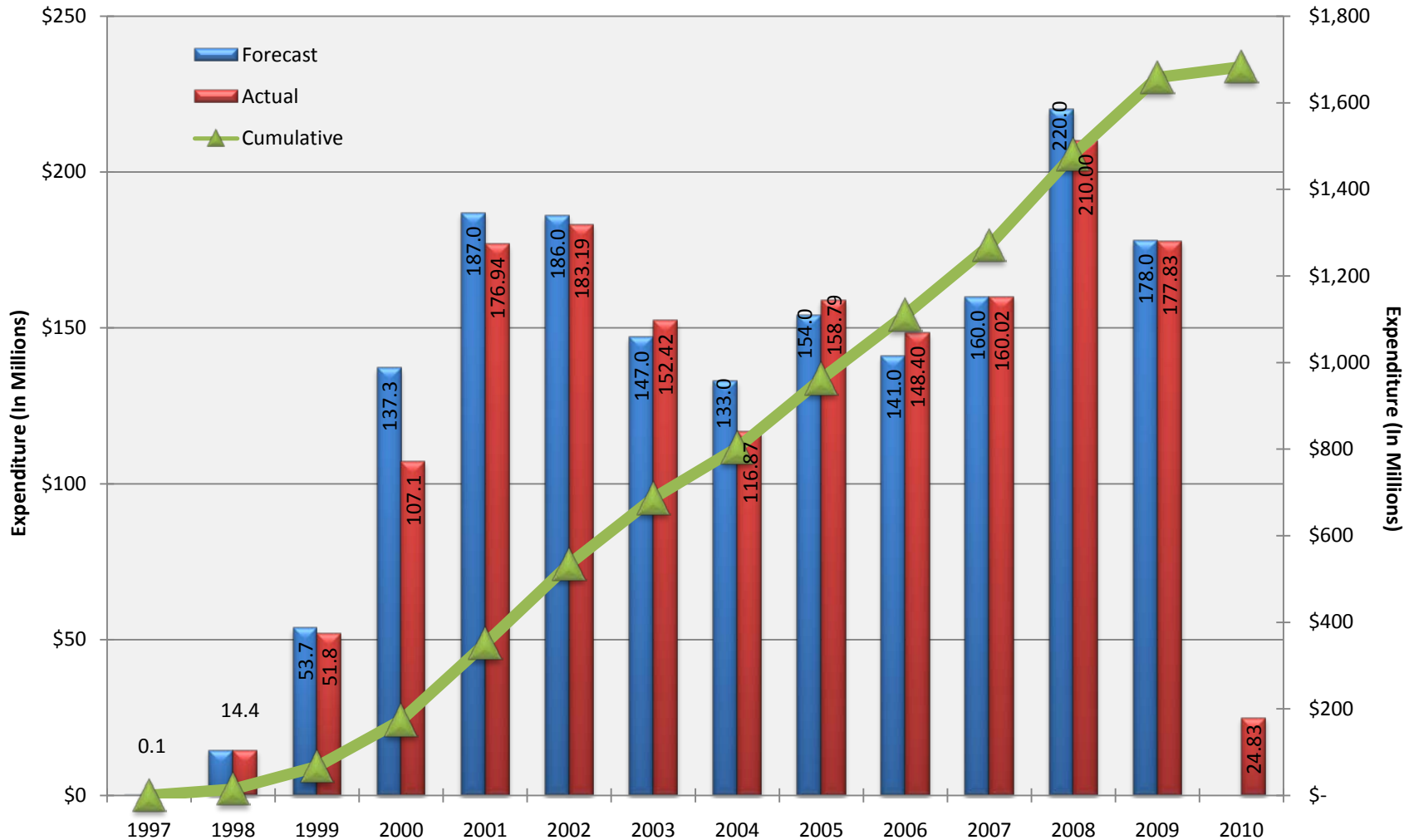
		a	b	c=b-a	d	e=d-a	f	g=f-a	h	i=h-f	j	k=j-h	l=k+i+g
		Start Of Schematic Design (SD)	Schematic Design Complete	Duration from Design Start to 100% SD	Design Development (DD) Documents Complete	Duration from Design Start to 100% DD	Construction Documents 95%	Total Duration of Design Cycle	Award of Contract (BOE Approval)	Duration from Design Completion to Award of Contract	Date of Beneficial Use (Substantial Completion)	Duration from Award of Contract to Beneficial Use	Overall Project Cycle Duration
Stumptown ES (E07-07)	Planned (Contract)	27-Aug-08	8-Oct-08	42	26-Nov-08	91	30-Jan-09	156				0	156
	Actual	27-Aug-08	8-Oct-08	42	26-Nov-08	91	16-Feb-09	173				0	173
	Variance	0	0		0		-17						
Bain ES	Planned (Contract)	27-Aug-08	30-Sep-08	34	25-Nov-08	90	15-Jan-09	141					
	Actual	27-Aug-08	5-Oct-08	39	14-Nov-08	79	9-Jan-09	135	CONSTRUCTION ON HOLD				
	Variance	0	-5		11		6						
Johnston-Oehler Road ES (E07-08)	Planned (Contract)	10-Feb-09	N/A	N/A	N/A	N/A	2-May-09	81					
	Actual	10-Feb-09	N/A	N/A	N/A	N/A			CONSTRUCTION ON HOLD				
	Variance	0											
McClintock MS	Planned (Contract)	2-May-08	2-May-08	0	2-May-08	0	11-Jul-08	70					
	Actual	2-May-08	2-May-08	0	2-May-08	0	3-Jul-08	62	CONSTRUCTION ON HOLD				
	Variance	0	0		0		8						
Sharon Amity ES (E07-05)	Planned (Contract)	19-Sep-08	16-Oct-08	27	11-Dec-08	83	3-Mar-09	165					
	Actual	19-Sep-08	20-Oct-08	31	1-Dec-08	73	4-Mar-09	166	CONSTRUCTION ON HOLD				
	Variance	0	-4		10		-1						

Comparable Project Information

Mallard Creek HS	Actual	24-Jan-04	18-Mar-04	54	15-Jul-04	173	19-Oct-04	269	14-Sep-04	-35	21-Jun-07	1010	1244
Ardrey Kell HS	Actual	28-Feb-03	6-May-03	67	24-Sep-03	208	26-Jan-04	332	13-Jan-04	-13	27-Jul-06	926	1245
Bailey Road MS	Actual	23-Sep-03	25-Nov-03	63	8-Mar-04	167	5-Aug-04	317	14-Sep-04	40	7-Jul-06	661	1018

EXPENDITURE SUMMARY

Forecast Expenditure versus
Actual Expenditure through July 2010



NOTE: CIP Expenditure Forecasts include 1996/97/00/02/07 Bonds, 1999, 2004/05/06/07/08 COP's. Expenditures will extend beyond 2010, but are not illustrated.